



THE ART OF LIGHT
AND CRYSTAL

SWAROVSKI

CRYSTAL PALACE

ESSENCE OF SWAROVSKI CRYSTAL PALACE

A revolutionary project that is aiming to create signature interpretations of light and design using the emotive medium of cut crystal.



SWAROVSKI CRYSTAL PALACE

THE ART OF LIGHT AND CRYSTAL

Swarovski Crystal Palace collaborates with visionary designers to create unique lighting pieces that transform interiors into spaces of sparkling wonder. Through combining new aesthetic and technical discoveries with cutting-edge design it pushes the boundaries of craftsmanship and innovation by evolving the creative expression of cut crystal.



LUMINOUS REFLECTIONS COLLECTION

DESIGNED BY TORD BOONTJE

Tord Boontje's Luminous Reflections is a stunning collection of chandeliers and crystal lighting components inspired by the magical qualities of light dancing across a rippling lake or shining through a misty snowscape. As with all Boontje's works, their organic qualities connect us to the beauty of nature.

The collection features three lighting designs (Luminous Bough, Lustrous Aura, Radiant Light) and three crystal lighting components (Arc, Swirl, Circle). Developed specifically for the interior lighting industry, the smooth, un-faceted crystal components are the first of their kind to be launched by Swarovski.

Their highly innovative, fluid surfaces create a rippled effect that radiates a soft light and replicates the shimmering reflections of sunlight on water. The capabilities of these components are spectacularly showcased in the chandeliers, which demonstrate some of the ways they can be used to create mesmerizing light spectacles.



LUMINOUS REFLECTIONS

LUSTROUS AURA

BY TORD BOONTJE

THE CROWN IN THE COLLECTION,
LUSTROUS AURA SHINES WITH A
SUBTLE BRILLIANCE



INSPIRED BY NATURE, CRAFTED IN CRYSTAL
SHINING WITH WONDER

LUMINOUS REFLECTIONS

LUSTROUS AURA

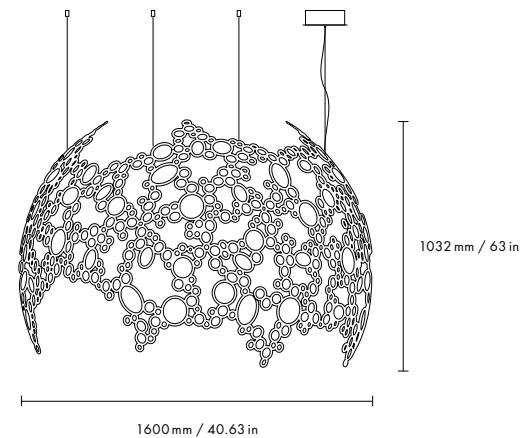
BY TORD BOONTJE

Artfully positioning his organic crystal components within a dome-shaped framework design, Boontje fills his chandelier with air and light, creating delicate illuminations that shine with a subtle brilliance. Lustrous Aura is suitable for larger spaces and can be configured as a dome or a full sphere.

| | LUSTROUS AURA GOLD | LUSTROUS AURA SILVER |
|-------------------|----------------------|----------------------|
| CRYSTAL COLOR | Crystal Silver Shade | Crystal Silver Shade |
| COLOR | gold matt | silver matt |
| DIMENSIONS (MM) | Ø 1600 × H 1032 mm | Ø 1600 × H 1032 mm |
| DIMENSIONS (INCH) | Ø 63 × H 40.63 in | Ø 63 × H 40.63 in |
| WEIGHT (KG) | 50 kg | 50 kg |
| WEIGHT (LBS) | lbs 110.2 | lbs 110.2 |
| COLOR TEMPERATURE | 4000 K | 4000 K |
| POWER CONSUMPTION | 63 W | 63 W |



CUSTOMIZATION AVAILABLE ON REQUEST



AVAILABLE FROM AUGUST 2018



LUMINOUS REFLECTIONS

LUMINOUS BOUGH

BY TORD BOONTJE

A MINIMALIST MOBILE
THAT CREATES THE ALLURE
OF MOVEMENT

DROPS OF CRYSTAL BECOME DROPS OF INSPIRATION
IN A MAGICAL MOMENT OF CALM



LUMINOUS REFLECTIONS

LUMINOUS BOUGH

BY TORD BOONTJE

Delightful in its stripped-backed simplicity, Luminous Bough is designed like a mobile, with gently moving branches adorned with asymmetrical Arc crystals that gleam with extraordinary beauty. Through his signature interpretation of nature, Boontje appears to bring the outside in.

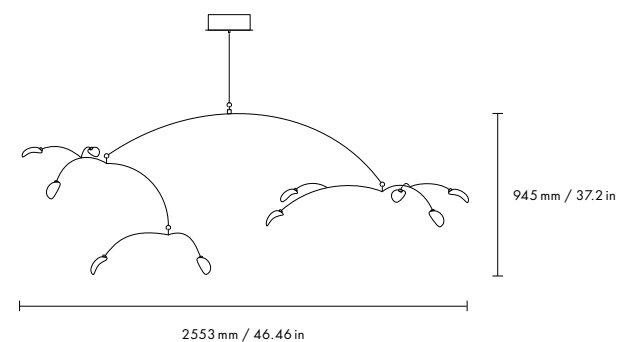
| | LUMINOUS BOUGH SILVER SMALL | LUMINOUS BOUGH SILVER MEDIUM | LUMINOUS BOUGH SILVER LARGE |
|-------------------|---|---|---|
| CRYSTAL COLOR | Crystal Silver Shade - one side frosted | Crystal Silver Shade - one side frosted | Crystal Silver Shade - one side frosted |
| COLOR | silver matt | silver matt | silver matt |
| DIMENSIONS (MM) | L 1180 × W 1130 × H 290 mm | L 1800 × W 1130 × H 800 mm | L 2553 × W 1131 × H 945 mm |
| DIMENSIONS (INCH) | L 46.46 × W 44.49 × H 11.42 in | L 70.78 × W 44.49 × H 31.5 in | L 100.51 × W 44.49 × H 37.2 in |
| WEIGHT (KG) | 4 kg | 8 kg | 10 kg |
| WEIGHT (LBS) | lbs 8.8 | lbs 17.6 | lbs 22 |
| COLOR TEMPERATURE | 4000 K | 4000 K | 4000 K |
| POWER CONSUMPTION | 7.2 W | 10.8 W | 15.6 W |




CUSTOMIZATION AVAILABLE ON REQUEST



Luminous Bough large



AVAILABLE FROM AUGUST 2018



LUMINOUS REFLECTIONS

LUMINOUS BOUGH

BY TORD BOONTJE

Delightful in its stripped-backed simplicity, Luminous Bough is designed like a mobile, with gently moving branches adorned with asymmetrical Arc crystals that gleam with extraordinary beauty. Through his signature interpretation of nature, Boontje appears to bring the outside in.

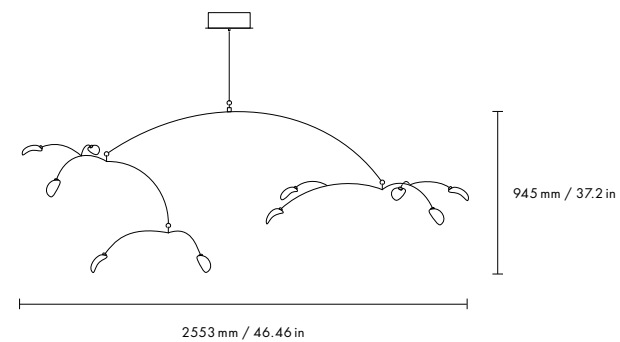
| | LUMINOUS BOUGH GOLD SMALL | LUMINOUS BOUGH GOLD MEDIUM | LUMINOUS BOUGH GOLD LARGE |
|-------------------|---|---|---|
| CRYSTAL COLOR | Crystal Silver Shade - one side frosted | Crystal Silver Shade - one side frosted | Crystal Silver Shade - one side frosted |
| COLOR | high polished gold 24ct | high polished gold 24ct | high polished gold 24ct |
| DIMENSIONS (MM) | L 1180 × W 1130 × H 290 mm | L 1800 × W 1130 × H 800 mm | L 2553 × W 1131 × H 974 mm |
| DIMENSIONS (INCH) | L 46.46 × W 44.49 × H 11.42 in | L 70.78 × W 44.49 × H 31.5 in | L 100.51 × W 44.49 × H 37.2 in |
| WEIGHT (KG) | 4 kg | 8 kg | 10 kg |
| WEIGHT (LBS) | lbs 8.8 | lbs 17.6 | lbs 22 |
| COLOR TEMPERATURE | 4000 K | 4000 K | 4000 K |
| POWER CONSUMPTION | 7.2 W | 10.8 W | 15.6 W |



CUSTOMIZATION AVAILABLE ON REQUEST



Luminous Bough large



AVAILABLE FROM AUGUST 2018



LUMINOUS REFLECTIONS

RADIANT LIGHT

BY TORD BOONTJE

BOLD IN ITS SIMPLICITY,
RADIANT LIGHT CELEBRATES
PURITY OF FORM



LUMINOUS REFLECTIONS

RADIANT LIGHT

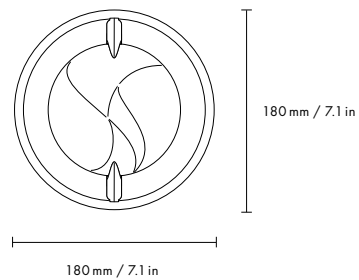
BY TORD BOONTJE

This stylish design is the first commercial wall light in Swarovski's Crystal Palace portfolio. Featuring a single unfaceted crystal, elegantly mounted, this lighting fixture is like a piece of jewelry for a room.

| | RADIANT LIGHT SILVER RECESSED MOUNTED* | RADIANT LIGHT SILVER SURFACE MOUNTED* |
|-------------------|---|--|
| CRYSTAL COLOR | clear | clear |
| *COLOR | silver matt | silver matt |
| DIMENSIONS (MM) | Ø 180 mm | Ø 180 mm |
| DIMENSIONS (INCH) | Ø 7.1 in | Ø 7.1 in |
| WEIGHT (KG) | 1.7 kg | 1.7 kg |
| WEIGHT (LBS) | lbs 3.75 | lbs 3.75 |
| COLOR TEMPERATURE | 4000 K | 4000 K |
| POWER CONSUMPTION | 3 W | 3 W |



CUSTOMIZATION
AVAILABLE ON REQUEST



AVAILABLE FROM AUGUST 2018



LUMINOUS REFLECTIONS

RADIANT LIGHT

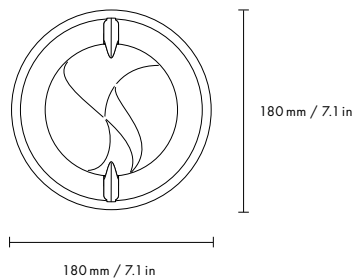
BY TORD BOONTJE

This stylish design is the first commercial wall light in Swarovski's Crystal Palace portfolio. Featuring a single unfaceted crystal, elegantly mounted, this lighting fixture is like a piece of jewelry for a room.

| | RADIANT LIGHT GOLD RECESSED MOUNTED* | RADIANT LIGHT GOLD SURFACE MOUNTED* |
|-------------------|--------------------------------------|-------------------------------------|
| CRYSTAL COLOR | clear | clear |
| *COLOR | high polished gold 24ct | high polished gold 24ct |
| DIMENSIONS (MM) | Ø 180 mm | Ø 180 mm |
| DIMENSIONS (INCH) | Ø 7.1 in | Ø 7.1 in |
| WEIGHT (KG) | 1.7 kg | 1.7 kg |
| WEIGHT (LBS) | lbs 3.75 | lbs 3.75 |
| COLOR TEMPERATURE | 4000 K | 4000 K |
| POWER CONSUMPTION | 3 W | 3 W |



CUSTOMIZATION AVAILABLE ON REQUEST



AVAILABLE FROM AUGUST 2018





GLACIARIUM COLLECTION

DESIGNED BY FREDRIKSON STALLARD

Fredrikson Stallard's Glaciarium collection is inspired by Swarovski's complex crystal production techniques and the way crystal behaves in its raw state. The duo decided that a geometrical matrix for their lighting designs – either strictly linear or perfectly circular – would best display the unique luminosity created by the eccentric forms of their crystal components.

The majestic Avalon and Paradisium are dome-shaped, with Avalon's cascade of crystals playing with the light, and Paradisium's crystals gleaming from beneath a curved shade; Superline and Voltaire are perfect accent pieces that create a striking focal point in modern interiors; Rock combines a contemporary aesthetic with a primordial, organic feel; and Helios, whose name refers to the sun, is a monumental ring of light.

The industrial aesthetic creates an intriguing contrast to the natural contours and faceting of the precision-cut components. The mounting is designed so that, just like a traditional chandelier, the crystals can face different directions, swaying and bringing life to the play of refraction.

GLACIARIUM

AVALON

BY FREDRIKSON STALLARD

2.352 CRYSTALS THAT
FALL IN A DOME-SHAPED
CASCADE CATCHING
AND REFRACTING THE LIGHT
TO STUNNING EFFECT



GLACIARIUM
AVALON

BY FREDRIKSON STALLARD

For centuries, Avalon has had a place at the heart of Western culture, a mythical land that symbolizes purity, abundance and magic – a bridge between the earthly and the celestial. The breathtaking Avalon chandelier more than justifies its name: it is a centerpiece of the collection, created using 2.352 crystals that fall in a dome-shaped cascade, catching and refracting the light to stunning effect.

AVALON


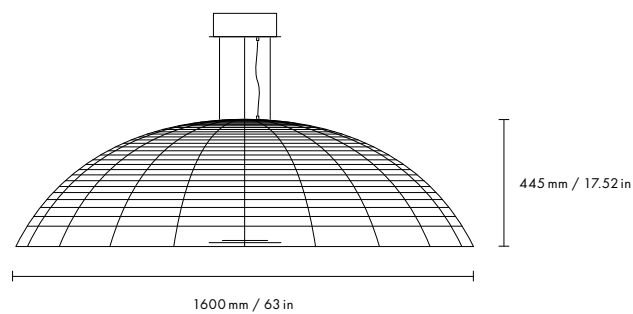
| | |
|-------------------|----------------------|
| CRYSTAL COLOR | clear |
| COLOR | high polished silver |
| DIMENSIONS (MM) | Ø 1600 × H 445 mm |
| DIMENSIONS (INCH) | Ø 63 × H 17.52 in |
| WEIGHT (KG) | 80 kg |
| WEIGHT (LBS) | lbs 176 |
| COLOR TEMPERATURE | 4000 K |
| POWER CONSUMPTION | 20 W |



CUSTOMIZATION
AVAILABLE ON REQUEST



DIMMABLE



GLACIARIUM

PARADISIUM

BY FREDRIKSON STALLARD

WITH ITS SPARKLING LIGHT EFFECTS
GLEAMING FROM BENEATH A
CURVED SHADE, PARADISIUM IS AN
EXCEPTIONAL CHANDELIER WITH
CONSIDERABLE WOW FACTOR

DARKNESS AND LIGHT,
WEIGHT AND WEIGHTLESSNESS
STILLNESS AND RADIANCE –
A WORK OF CAPTIVATING CONTRASTS



GLACIARIUM

PARADISIUM

BY FREDRIKSON STALLARD

Paradisium's dome-shaped shade encases its sparkling light effects while amplifying the internal depth and intense refractions of its crystal components. This celestial chandelier is best suited to grand, well-proportioned rooms.

PARADISIUM

CRYSTAL COLOR clear

COLOR high polished silver /
black matt

DIMENSIONS (MM) Ø 1640 × H 454 mm

DIMENSIONS (INCH) Ø 64.57 × H 17.87 in

WEIGHT (KG) 90 kg

WEIGHT (LBS) lbs 198

COLOR TEMPERATURE 4000 K

POWER CONSUMPTION 20 W



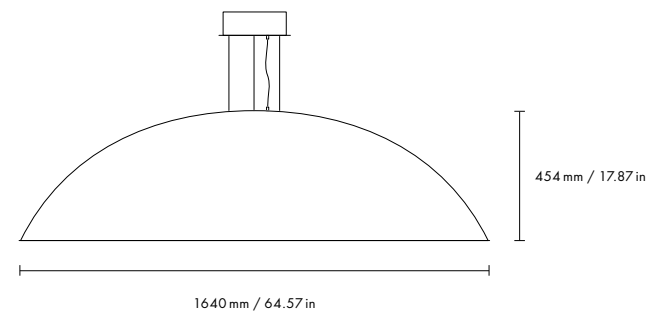
CUSTOMIZATION
AVAILABLE ON REQUEST



LED



DIMMABLE



GLACIARIUM

SUPERLINE

BY FREDRIKSON STALLARD

SUPERLINE'S SHARD-LIKE CRYSTAL
COMPONENTS ARE CLEVERLY
ANGLED TO PRODUCE UNEXPECTED
PLAYS OF LIGHT





A DIALOGUE BETWEEN TRADITION AND MODERNITY,
UNIQUE CRYSTAL SHAPES SPEAK VOLUMES TO THOSE WHO LISTEN

GLACIARIUM
SUPERLINE

BY FREDRIKSON STALLARD

Thanks to its ingenious mounting design, Superline Shard 62's crystal components are angled to create myriad light refractions. Shivering and shimmering, the precision-cut shards of crystal produce unexpected plays of light that stimulate the senses. Superline makes a superb accent piece for contemporary interiors.

| | SUPERLINE 1000 SHARD 62* | SUPERLINE 1500 SHARD 62* | SUPERLINE 2000 SHARD 62* |
|----------------------|-------------------------------------|-------------------------------------|-------------------------------------|
| CRYSTAL COLOR | clear | clear | clear |
| COLOR | black matt, RAL 9005 | black matt, RAL 9005 | black matt, RAL 9005 |
| DIMENSIONS (MM) | L 1000 × W 25 × H 102 mm | L 1500 × W 25 × H 102 mm | L 2000 × W 25 × H 102 mm |
| DIMENSIONS (INCH) | L 39.37 × W 0.99 × H 4 in | L 59 × W 0.99 × H 4 in | L 78.74 × W 0.99 × H 4 in |
| WEIGHT (KG) | 4.5 kg | 6.5 kg | 8.5 kg |
| WEIGHT (LBS) | lbs 6.6 | lbs 10 | lbs 13 |
| COLOR TEMPERATURE | 4000K | 4000 K | 4000 K |
| POWER CONSUMPTION | 15 W | 22 W | 30 W |

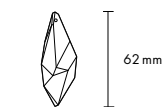
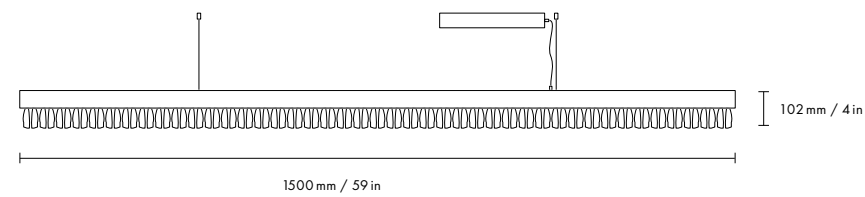
* Shard 62 refers to crystal used in chandelier design and size of crystal used




CUSTOMIZATION
 AVAILABLE ON REQUEST



Superline 1500



*SHARD 62



GLACIARIUM
SUPERLINE

BY FREDRIKSON STALLARD

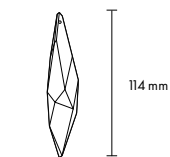
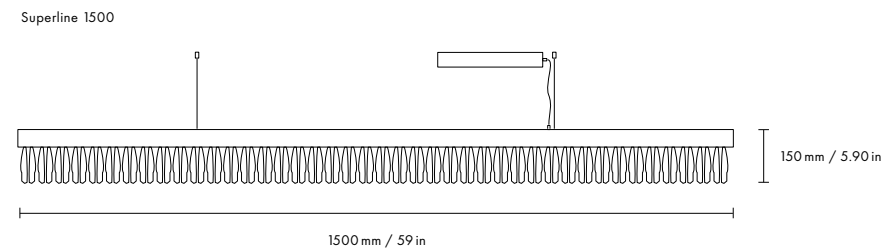
Superline Shard 114 glimmers with longer crystals for a sleeker style that still intrigues with its precision-cut jewel-like components. Delicately shimmering and playing with the light, this chandelier makes the perfect restrained statement.

| | SUPERLINE 1000 SHARD 114* | SUPERLINE 1500 SHARD 114* | SUPERLINE 2000 SHARD 114* |
|-------------------|----------------------------------|----------------------------------|----------------------------------|
| CRYSTAL COLOR | clear | clear | clear |
| COLOR | black matt, RAL 9005 | black matt, RAL 9005 | black matt, RAL 9005 |
| DIMENSIONS (MM) | L 1000 × W 25 × H 150 mm | L 1500 × W 25 × H 150 mm | L 2000 × W 25 × H 150 mm |
| DIMENSIONS (INCH) | L 39.37 × W 0.99 × H 5.90 in | L 59 × W 0.99 × H 5.90 in | L 78.74 × W 0.99 × H 5.90 in |
| WEIGHT (KG) | 4.5 kg | 6.5 kg | 8.5 kg |
| WEIGHT (LBS) | lbs 6.6 | lbs 10 | lbs 13 |
| COLOR TEMPERATURE | 4000K | 4000 K | 4000 K |
| POWER CONSUMPTION | 15 W | 22 W | 30 W |

*Shard 114 refers to crystal used in chandelier design and size of crystal used



CUSTOMIZATION AVAILABLE ON REQUEST



*SHARD 114

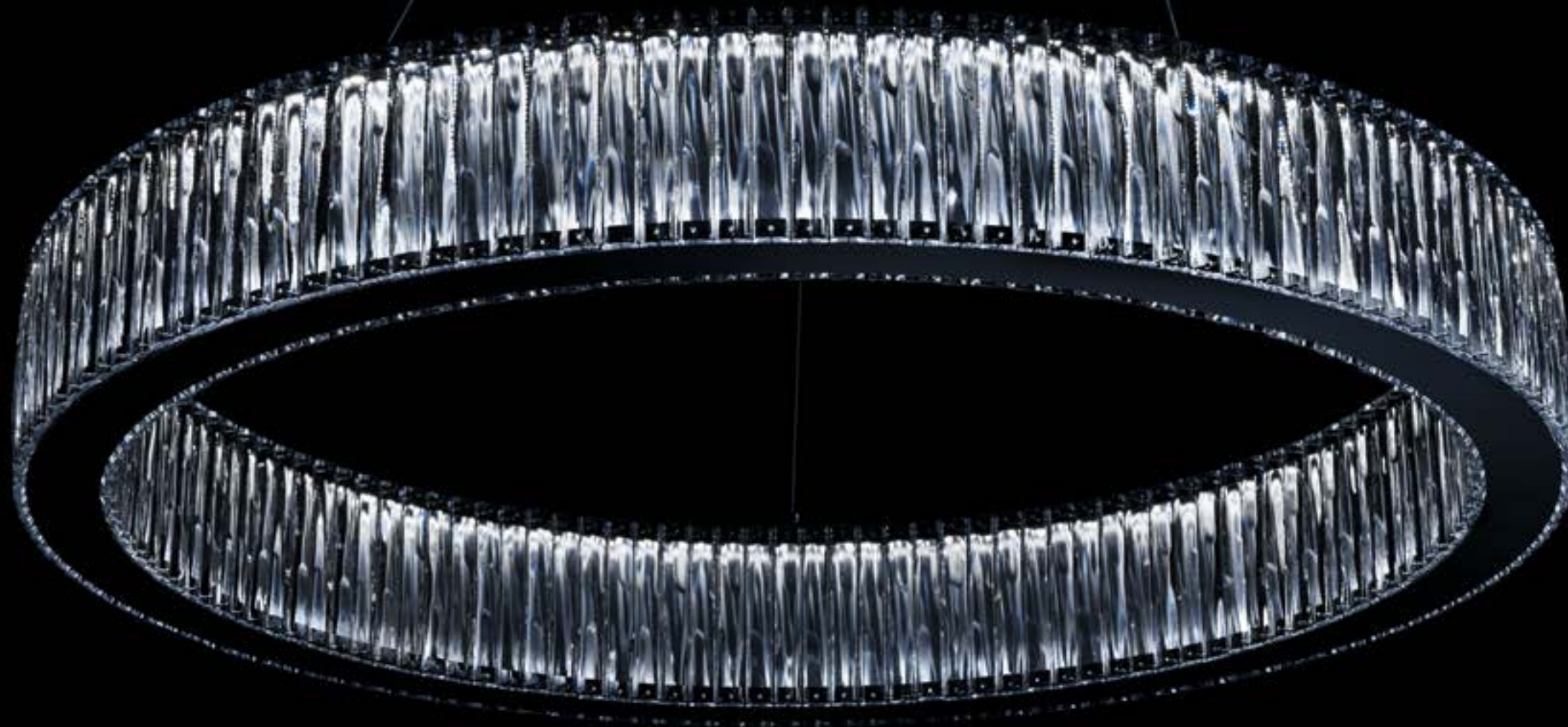


GLACIARIUM

HELIOS

BY FREDRIKSON STALLARD

A TECHNICALLY SUPERB CHANDELIER
SHOWCASING SWAROVSKI'S HERITAGE
OF MASTER CRYSTAL CUTTING



CROWNING JEWEL HELIOS BRINGS ENERGY TO A SPACE,
CREATING MOMENTS OF WONDER WITH A MODERN GRANDEUR



GLACIARIUM
HELIOS

BY FREDRIKSON STALLARD

Named after Helios, the mythical Greek sun god who rode his golden chariot across the sky each day to bring the sun from east to west, this chandelier resembles a monumental ring of light and chimes perfectly with contemporary sensibilities. Its magical circle of prism-like components exploit Swarovski's technical expertise in crystal cutting and mastery of light.

| | HELIOS SMALL | HELIOS LARGE |
|-------------------|----------------------|----------------------|
| CRYSTAL COLOR | clear | clear |
| COLOR | high polished silver | high polished silver |
| DIMENSIONS (MM) | Ø 516 × H 76 mm | Ø 1082 × H 151 mm |
| DIMENSIONS (INCH) | Ø 20.31 × H 3 in | Ø 42.60 × H 5.95 in |
| WEIGHT (KG) | 9 kg | 30 kg |
| WEIGHT (LBS) | lbs 19.8 | lbs 66 |
| COLOR TEMPERATURE | 4000 K | 4000 K |
| POWER CONSUMPTION | 25 W | 110 W |

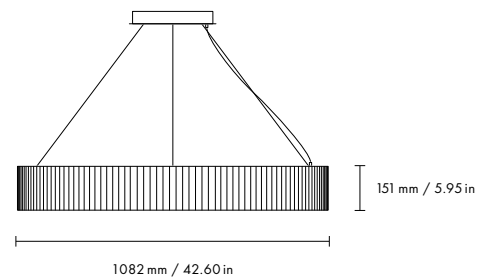


CUSTOMIZATION AVAILABLE ON REQUEST



DIMMABLE

Helios large

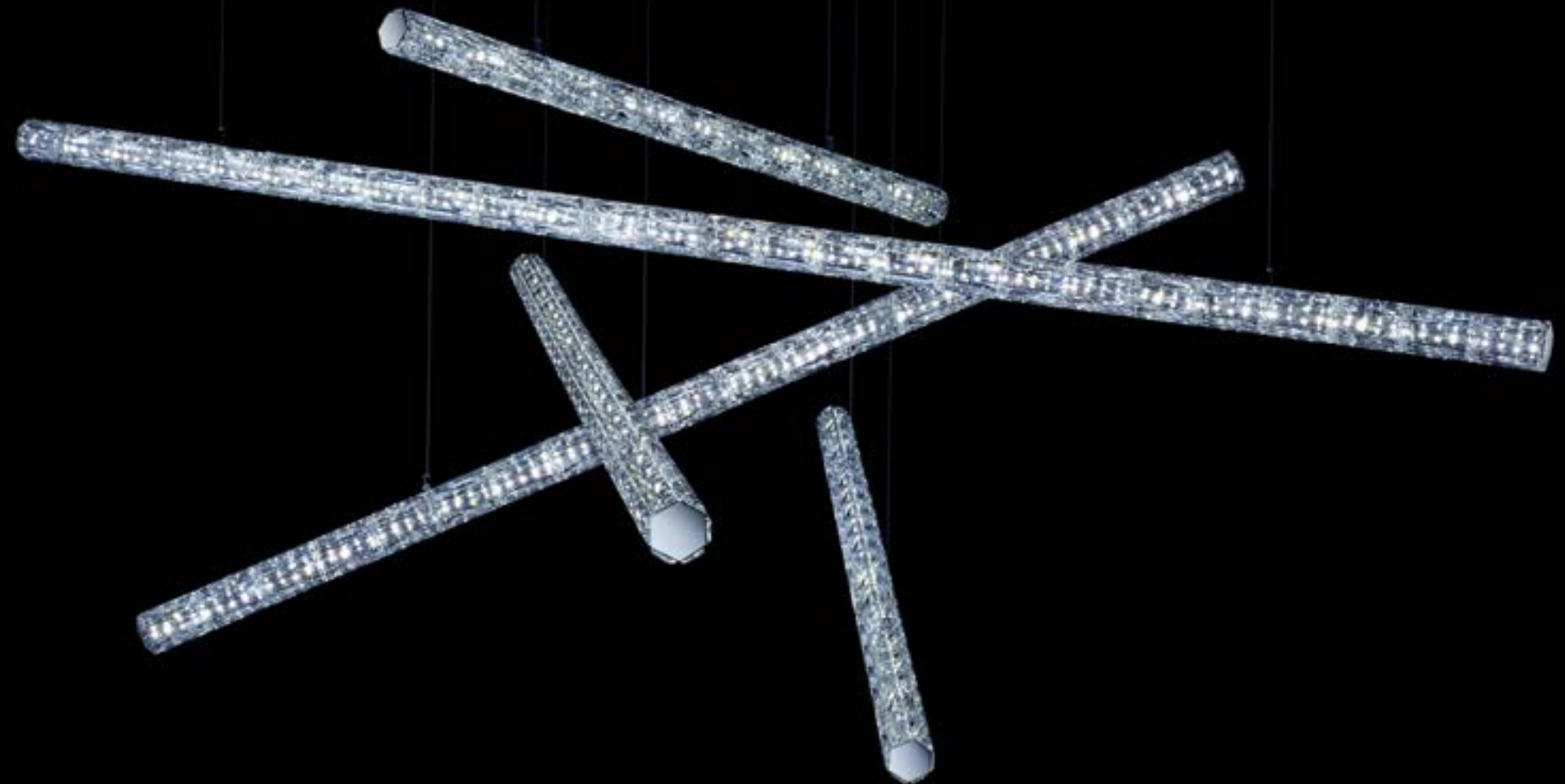


GLACIARIUM

VOLTAIRE

BY FREDRIKSON STALLARD

A SERIES OF SUSPENDED LINEAR
FORMS THAT MAKE
STRIKING ACCENT PIECES
BEAUTIFULLY ILLUMINATING
MODERN SPACES



STRIKING IN ITS SIMPLICITY – MESMERIZING IN ITS COMPLEXITY



GLACIARIUM
VOLTAIRE
 BY FREDRIKSON STALLARD

Voltaire's luminous linear forms can be configured in endless variations, creating intrigue from every angle. Its innovative shape is a bold reinterpretation of the traditional chandelier that pushes the boundaries of lighting design.


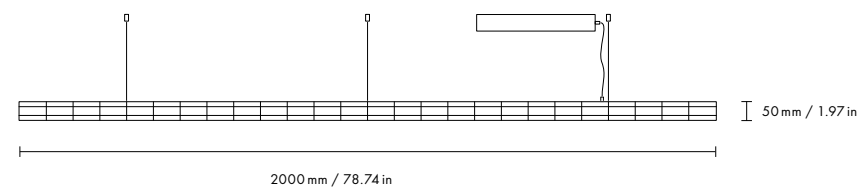
| | VOLTAIRE 1000 | VOLTAIRE 1466 | VOLTAIRE 2000 |
|-------------------|----------------------|----------------------|----------------------|
| CRYSTAL COLOR | clear | clear | clear |
| COLOR | high polished silver | high polished silver | high polished silver |
| DIMENSIONS (MM) | Ø 50 × L 1000 mm | Ø 50 × L 1466 mm | Ø 50 × L 2000 mm |
| DIMENSIONS (INCH) | Ø 1.97 × L 39.37 in | Ø 1.97 × L 57.72 in | Ø 1.97 × L 78.74 in |
| WEIGHT (KG) | 4 kg | 6 kg | 8 kg |
| WEIGHT (LBS) | lbs 8.8 | lbs 13 | lbs 17.6 |
| COLOR TEMPERATURE | 4000 K | 4000 K | 4000 K |
| POWER CONSUMPTION | 15 W | 22 W | 30 W |




CUSTOMIZATION AVAILABLE ON REQUEST



Voltaire 2000





GLACIARIUM

ROCK

BY FREDRIKSON STALLARD

ROCK IS A DELIGHTFULLY UNEXPECTED
DESIGN CREATED USING COMPONENTS
THAT GIVE EXTRAORDINARY CLARITY,
BRILLIANCE AND PURITY

GLACIARIUM

ROCK

BY FREDRIKSON STALLARD

The name speaks for itself: composed of large crystal components that combine irregular faceting with a high-shine finish, Rock recalls the primordial feel of naturally occurring crystalline matter. This is a versatile accent piece well suited to grand spaces, with crystals that give extraordinary clarity, brilliance and purity.

| | ROCK 1 | ROCK 3* | ROCK 5* |
|----------------------|---|---|---|
| CRYSTAL COLOR | clear | clear | clear |
| COLOR | black matt / RAL 9005 | black matt / RAL 9005 | black matt / RAL 9005 |
| DIMENSIONS (MM) | H 110 × W 110 mm (only Rock crystal) | H 110 × W 110 mm (only Rock crystal) | H 110 × W 110 mm (only Rock crystal) |
| DIMENSIONS (INCH) | H 4.33 × W 4.33 in (only Rock crystal) | H 4.33 × W 4.33 in (only Rock crystal) | H 4.33 × W 4.33 in (only Rock crystal) |
| WEIGHT (KG) | 2.6 kg | 8 kg | 13 kg |
| WEIGHT (LBS) | lbs 5.7 | lbs 17.6 | lbs 28.7 |
| COLOR TEMPERATURE | 4000 K | 4000 K | 4000 K |
| POWER CONSUMPTION | 4 W | 12 W | 20 W |

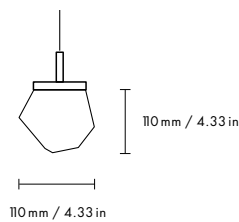
*Refers to the number of crystals per chandelier



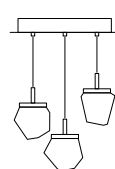
CUSTOMIZATION
AVAILABLE ON REQUEST



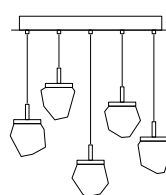
Rock



Rock 3




Rock 5





TIMELESS CLASSICS

Alongside collections such as Glaciarium, Swarovski Crystal Palace offers unique, one-off lighting pieces created in collaboration with a glittering roll call of designers. Given free rein to reinterpret the rich traditions of the chandelier, these designers are writing a new chapter in the history of lighting, art and design while pushing crystal to new heights of fascination and form.



BLOSSOM

BY TORD BOONTJE

BLOSSOM IS INSPIRED BY THE NATURAL
WORLD AND THE EMOTIONAL
CONNOTATIONS OF SWAROVSKI CRYSTAL.
A BOONTJE SIGNATURE DESIGN.

BLOSSOM

BY TORD BOONTJE

Tord Boontje, founder of Studio Boontje, trained in industrial design at the Design Academy in Eindhoven and the Royal College of Art in London. His work places equal emphasis on emotion and design, drawing on the belief that modernism does not mean minimalism and that contemporary design need not forsake tradition. Blossom is a twisted bejewelled branch inspired by the natural world and the emotional connotations of Swarovski crystal. Its effortless mix of handcraft, folk and technological traditions makes it a Boontje signature design.

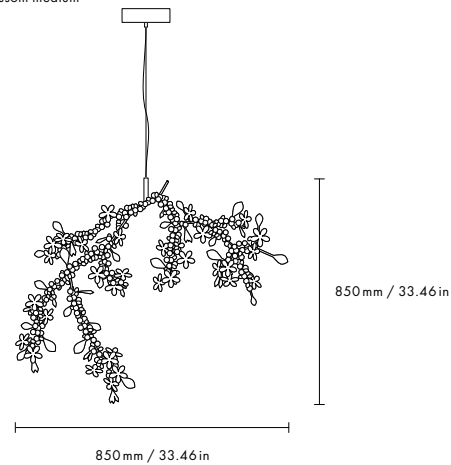
| | BLOSSOM SMALL | BLOSSOM MEDIUM | BLOSSOM LARGE |
|-------------------|-------------------------------|--------------------------------|--------------------------------|
| CRYSTAL COLOR | Crystal Blue AB, Rosaline | Crystal Blue AB, Rosaline | Crystal Blue AB, Rosaline |
| COLOR | RAL 9006 silver | RAL 9006 silver | RAL 9006 silver |
| DIMENSIONS (MM) | L 540 × W 150 × H 530 mm | L 850 × W 500 × H 850 mm | L 1650 × W 900 × H 1450 mm |
| DIMENSIONS (INCH) | L 21.26 × W 5.90 × H 20.87 in | L 33.46 × W 19.69 × H 33.46 in | L 64.96 × W 35.43 × H 57.10 in |
| WEIGHT (KG) | 6 kg | 8 kg | 13 kg |
| WEIGHT (LBS) | lbs 13 | lbs 17.6 | lbs 28.7 |
| COLOR TEMPERATURE | 4000 K | 4000 K | 4000 K |
| POWER CONSUMPTION | 33 W | 91 W | 139 W |



CUSTOMIZATION AVAILABLE ON REQUEST



Blossom medium





WINTER BLOSSOM

BY TORD BOONTJE

WINTER BLOSSOM TAKES BOONTJE'S
SIGNATURE 'BLOSSOM' DESIGN
AND REWORKS IT TO CELEBRATE THE
PURITY OF CLEAR CRYSTAL

WINTER BLOSSOM


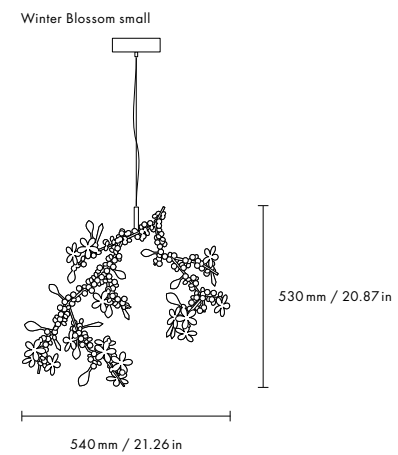
BY TORD BOONTJE

This winter companion to Boontje's original Blossom design fizzes with exquisite luminescent flowers, petals and buds, intimately lit with LEDs to magical effect. The Blossom chandeliers have become contemporary classics in lighting design.

| | WINTER BLOSSOM SMALL | WINTER BLOSSOM MEDIUM | WINTER BLOSSOM LARGE |
|-------------------|--|--|--|
| CRYSTAL COLOR | Clear, Arctic White, Clear Matt Finish | Clear, Arctic White, Clear Matt Finish | Clear, Arctic White, Clear Matt Finish |
| COLOR | RAL 9010 white | RAL 9010 white | RAL 9010 white |
| DIMENSIONS (MM) | L 540 × W 150 × H 530 mm | L 850 × W 500 × H 850 mm | L 1650 × W 900 × H 1450 mm |
| DIMENSIONS (INCH) | L 21.26 × W 5.90 × H 20.87 in | L 33.46 × W 19.69 × H 33.46 in | L 64.96 × W 35.43 × H 57.10 in |
| WEIGHT (KG) | 6 kg | 8 kg | 13 kg |
| WEIGHT (LBS) | lbs 13 | lbs 17.6 | lbs 28.7 |
| COLOR TEMPERATURE | 4000 K | 4000 K | 4000 K |
| POWER CONSUMPTION | 33 W | 91 W | 139 W |



CUSTOMIZATION AVAILABLE ON REQUEST





SPRING BLOSSOM

BY TORD BOONTJE

REIMAGINING HIS ICONIC
DESIGN ONCE MORE,
TORD BOONTJE BRINGS
A FRESH TAKE WITH
'SPRING BLOSSOM'

SPRING BLOSSOM

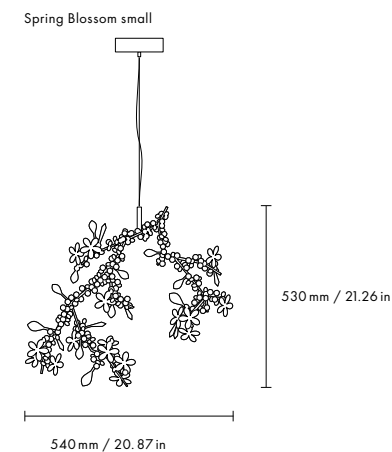
BY TORD BOONTJE

Expanding his 'Blossom' line with a third iteration, Boontje brings a vibrant freshness to his iconic design with 'Spring Blossom'. Using delicately colored green and yellow crystals, he has created an intricate bough of natural beauty.

| | SPRING BLOSSOM SMALL | SPRING BLOSSOM MEDIUM | SPRING BLOSSOM LARGE |
|-------------------|-------------------------------|--------------------------------|--------------------------------|
| CRYSTAL COLOR | Crystal Yellow Shade | Crystal Yellow Shade | Crystal Yellow Shade |
| COLOR | RAL 9006 silver | RAL 9006 silver | RAL 9006 silver |
| DIMENSIONS (MM) | L 540 × W 150 × H 530 mm | L 850 × W 500 × H 850 mm | L 1650 × W 900 × H 1450 mm |
| DIMENSIONS (INCH) | L 21.26 × W 5.90 × H 20.87 in | L 33.46 × W 19.69 × H 33.46 in | L 64.96 × W 35.43 × H 57.10 in |
| WEIGHT (KG) | 6 kg | 8 kg | 13 kg |
| WEIGHT (LBS) | lbs 13 | lbs 17.6 | lbs 28.7 |
| COLOR TEMPERATURE | 4000 K | 4000 K | 4000 K |
| POWER CONSUMPTION | 33 W | 91 W | 139 W |



CUSTOMIZATION AVAILABLE ON REQUEST





CASCADE

BY VINCENT VAN DUYSSEN

CASCADE IS AN OPULENT CHANDELIER
WITH INTRICATE STRANDS OF SWAROVSKI
CRYSTALS ILLUMINATED FROM WITHIN
WITH LEDS TO REFLECT THE GRACEFUL
FLOW OF A WATERFALL



AN ARTISAN'S EYE FOR DETAIL MEETS
THE EXCELLENCE OF INDUSTRIAL PRODUCTION

CASCADE

BY VINCENT VAN DUYSSEN

The cascading strands of Swarovski crystals evoke the dynamic flow of a waterfall in a striking ceiling-to-floor design. "I thought of grand chandeliers, like those in palaces, yet mine would be hanging down on top of huge tables," says Vincent van Duysen.

CASCADE

CRYSTAL COLOR clear

DIMENSIONS Ø 500 × H 2500 mm

DIMENSIONS (INCH) Ø 19.69 × H 98.43 in

WEIGHT (KG) 265 kg

WEIGHT (LBS) lbs 584

COLOR TEMPERATURE 6000 K

POWER CONSUMPTION 500 W



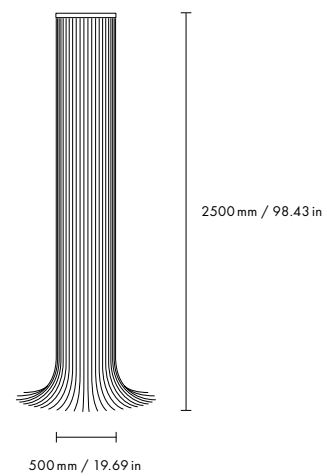
CUSTOMIZATION AVAILABLE ON REQUEST



LED



DIMMABLE





MINI VOYAGE

BY YVES BÉHAR

MINI VOYAGE BRINGS THE BEGUILING WONDER
OF YVES BEHAR'S ORIGINAL INSTALLATION
INTO THE DOMESTIC SPHERE



A SUBLIME NEVER-ENDING LOOP
FOR A TIMELESS JOURNEY

MINI VOYAGE

BY YVES BÉHAR

Conceived as a metaphor for "the continuous human passage throughout the world", Yves Behar created his original 'Voyage' as an installation for New York's JFK airport. This chandelier version reproduces the original with 5000 shining Swarovski crystals lit to otherworldly effect by white LEDs.

MINI VOYAGE 2000

| | |
|-------------------|--------------------------------|
| CRYSTAL COLOR | clear |
| DIMENSIONS (MM) | L 2000 × W 700 × H 800 mm |
| DIMENSIONS (INCH) | L 78.74 × W 30.71 × H 31.89 in |
| WEIGHT (KG) | 118 kg |
| WEIGHT (LBS) | lbs 260 |
| COLOR TEMPERATURE | 4000 K |
| POWER CONSUMPTION | 200 W |



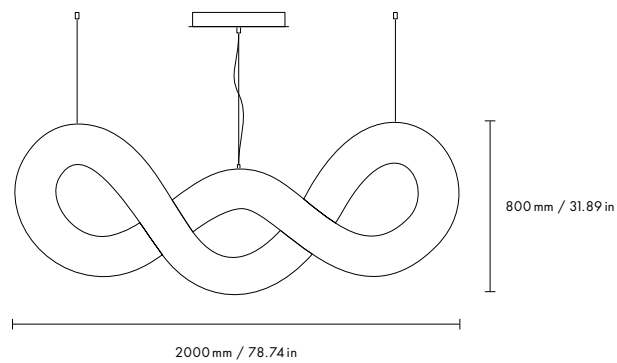
CUSTOMIZATION AVAILABLE ON REQUEST




LED



DIMMABLE






GLITTERBOX

BY GEORG BALDELE

AN INSTANT MODERN CLASSIC, THE
VERSATILE GLITTERBOX BRINGS
UNMISTAKABLE GLAMOUR TO ANY SPACE



IN THE ELUSIVE SPACE WHERE ART MEETS SCIENCE
A PRISMATIC PLAY OF LIGHT APPEARS

GLITTERBOX

BY GEORG BALDELE

The Glitterbox design by Georg Baldele is an inventive exploration of the prismatic possibilities of crystal and light. An artful construction formed from crystal prisms lit from within by an LED core, this work is described by the artist as a "huge block of ice, floating in the air, glittering from inside and out".


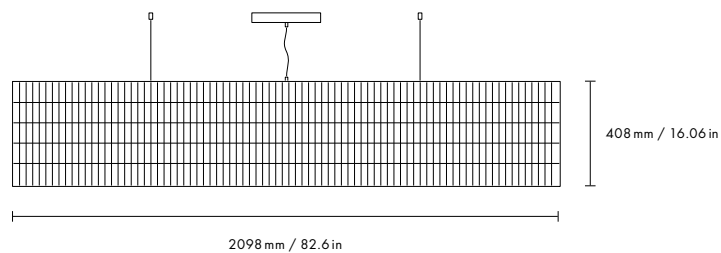
| | GLITTERBOX SMALL | GLITTERBOX MEDIUM | GLITTERBOX LARGE |
|-------------------|------------------------------------|------------------------------------|------------------------------------|
| CRYSTAL COLOR | clear | clear | clear |
| DIMENSIONS (MM) | L 986 × W 216 × H 279 mm | L 1406 × W 254 × H 330 mm | L 2098 × W 254 × H 408 mm |
| DIMENSIONS (INCH) | L 38.83 × W 8.5 × H 10.98 in | L 55.35 × W 10 × H 13 in | L 82.6 × W 10 × H 16.06 in |
| WEIGHT (KG) | 31 kg | 42 kg | 87 kg |
| WEIGHT (LBS) | lbs 68 | lbs 92.6 | lbs 192 |
| COLOR TEMPERATURE | Indirect: 4000 K direct: 3000 K | Indirect: 4000 K direct: 3000 K | Indirect: 4000 K direct: 3000 K |
| POWER CONSUMPTION | 35 W | 55 W | 75 W |



CUSTOMIZATION AVAILABLE ON REQUEST



Glitterbox large



LIGHT SOCK

BY DILLER SCOFIDIO & RENFRO

LIGHT SOCK JUXTAPOSES SIMPLE
NETTING WITH EXQUISITE SWAROVSKI
CRYSTALS IN A RADICAL NEW INTERPRETATION
OF THE TRADITIONAL CHANDELIER



LIGHT SOCK

BY DILLER SCOFIDIO & RENFRO

With its mesh bag filled with precision-cut Swarovski crystals, Light Sock is a subversion of the chandelier's classical branch and pendant form. A single light source buried within intensifies the optical effects of crystal, creating a unique luminescence.

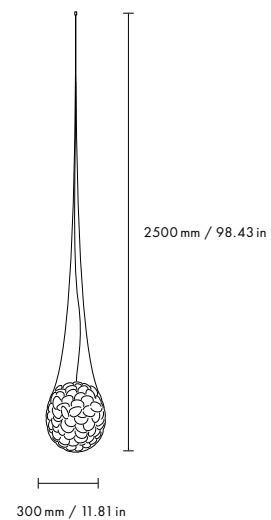
| | LIGHT SOCK SMALL | LIGHT SOCK LARGE |
|-------------------|----------------------|----------------------|
| CRYSTAL COLOR | clear | clear |
| COLOR | white | white |
| DIMENSIONS (MM) | Ø 300 × H 1170 mm | Ø 300 × H 2500 mm |
| DIMENSIONS (INCH) | Ø 11.81 × H 46.06 in | Ø 11.81 × H 98.43 in |
| WEIGHT (KG) | 21 kg | 21 kg |
| WEIGHT (LBS) | lbs 46.3 | lbs 46.3 |
| COLOR TEMPERATURE | 2700 K | 2700 K |
| POWER CONSUMPTION | 3.8 W | 3.8 W |



CUSTOMIZATION AVAILABLE ON REQUEST



Light Sock large



OVERVIEW



LUMINOUS REFLECTIONS
LUSTROUS AURA



LUMINOUS REFLECTIONS
LUMINOUS BOUGH



LUMINOUS REFLECTIONS
RADIANT LIGHT



BLOSSOM



WINTER BLOSSOM



SPRING BLOSSOM



GLACIARIUM AVALON



GLACIARIUM PARADISIUM



GLACIARIUM SUPERLINE



CASCADE



MINI VOYAGE



GLITTER BOX



GLACIARIUM HELIOS



GLACIARIUM VOLTAIRE



GLACIARIUM ROCK



LIGHT SOCK

VALID FROM FEBRUARY 2018

Sys.No. 5447824

Content is subject to change without notice.

Errors and misprints excepted.

Please note, the actual products may deviate from the pictures in color and effect.

D. Swarovski Distribution GmbH, Swarovskistrasse 30, 6112 Wattens, Austria

© 2018 D. Swarovski Distribution GmbH.

All rights reserved. Partial or total publication, transmission, copy or other duplication of texts, graphics, pictures etc. which are to be found in this publication is forbidden without special consent by D. Swarovski Distribution GmbH.


Swarovski® is a registered trademark of Swarovski AG.

Please visit our website for contact information:

SWAROVSKI-PROFESSIONAL.COM

or contact: crystalpalace@swarovski.com

Concept and Design: Global Corporate Creative Services



*Swarovski Professional is a certified member of RJC

