

**LIGHT4**  
LIGHT & LIVING

**LIGHT4**  
LIGHT & LIVING

[WWW.LIGHT4.IT](http://WWW.LIGHT4.IT)

BOOK 20  
23

BOOK 20  
23

LIGHT  
IS  
LIFE

# A DYNAMIC COMPANY:

**LIGHT4** Srl was established in April 2007 and immediately became a creative workshop.

The work team has already gained longstanding experience in the lighting sector. Company organization is streamlined and efficient, highly geared to custom-made products, while end results always reveal high quality standards.

Its products are designed and made as a true message:

**light is knowledge, illumination is meaning.**

The most important element is always only one: **light**, which is expressed in many different ways: **colour effects, furnishing solutions and timeless styles.**

A further guarantee of quality comes from the company's source of production: materials and assembly operations are strictly **"made in Italy"**

Specific company choices enable **LIGHT4** to highly focus on **custom-made** products, on **design** and on the **contract** furnishing sector.

**LIGHT4 operates on a global scale.**

What **LIGHT4** care is that their customer are happy with **LIGHT4** product: each day we put all our effort in the challenge of the glass and in making object of pure and extreme beauty and design.

*LIGHT4 fu fondata nell'Aprile 2007 e subito divenne un laboratorio creativo.*

*La squadra di lavoro ha già guadagnato una esperienza di lunga durata nel settore dell'illuminazione. L'organizzazione è semplificata ed efficiente, altamente orientata verso i prodotti custom, mentre i risultati finali rivelano sempre standards di alta qualità.*

*I suoi prodotti sono pensati e realizzati come un vero messaggio. **La luce è conoscenza, l'illuminazione è il significato.***

*Il più importante element è solo uno: **LUCE**, che viene espressa in diversi modi: **effetti di colore, soluzioni d'arredo e stili senza tempo.***

*Un'ulteriore garanzia della qualità deriva dalla fonte di produzione dell'azienda: i materiali e le operazioni di assemblaggio sono strettamente **"made in Italy"***

*Le determinate scelte aziendali permettono a **LIGHT4** di concentrarsi sui prodotti custom, sul Design e sul settore dell'arredamento contract*

*Le determinate scelte aziendali permettono a **LIGHT4** di concentrarsi sui prodotti **custom**, sul **design** e sul settore dell'arredamento **contract**.*

**LIGHT4 opera su scala globale.**

*Ciò che la **LIGHT4** vuole è che I suoi clienti siano soddisfatti dei suoi prodotti: ogni giorno mettiamo tutto il nostro impegno nella sfida del vetro e nel costruire oggetti di pura, estrema bellezza e design.*



## CUSTOM & bespoke


LIGHT4 is involved in satisfying the many requests of special projects coming from architects, engineers & designers of the entire world. LIGHT4 believes in the importance of dialogue "The most interesting projects are the results of a constructive exchange of ideas between the customer and the company".

*LIGHT4 è coinvolta nel soddisfare le numerose richieste di progetti speciali che pervengono da Architetti, ingegneri e designers da ogni parte del mondo. LIGHT4 crede nell'importanza del dialogo. I progetti più interessanti sono il risultato di uno scambio costruttivo di idee tra il cliente e la società.*



Francesco Pagnin / LIGHT4 founder & partner.



Avenue Mall, Middle East



Marina Tower, Middle East



Golden Drop  
Peschiera del Garda  
Italy  
design Julia Bornefeld

the **REAL MADE in** Italy

# GLASS

The company is located in the glass area, between Treviso and Venice. The glass is the heart of LIGHT4.

We work with a various kinds of glass: artistic glass, blown glass, pressed glass and borosilicate glass.

*La società si colloca nell'area del vetro, tra Treviso e Venezia. Il vetro è il cuore della LIGHT4*

*La società si colloca nel triangolo del vetro, tra Treviso e Venezia. Il vetro è il cuore della LIGHT4.*

*Si lavorano i vari tipi di vetro: vetro artistico, vetro soffiato, vetro pressato e vetro borosilicato.*

# MIRROR

Through the production of the brand OF Interni, LIGHT4 now has great experience in manufacturing venetian and modern mirrors.

LIGHT4 create new and innovative design using this magical material through a continuous work of research and development; tables, sideboards, wall coverings.

*Attraverso la produzione del brand OF INTERNI, LIGHT4 ha ora una grande esperienza nella costruzione, degli specchi veneziani e moderni. LIGHT4 crea nuovo e innovativo design usando questo magico materiale attraverso un continuo lavoro di ricerca e sviluppo: tavoli, credenze, coperture di pareti.*



# ME TA L



LIGHT4 work all types of metals in their production: iron, aluminium, steel and brass etc.

Each material can then be enriched with a variety of finish: powder or liquid coating paint, galvanic treatment or silver/gold le

*LIGHT4 lavora tutti i tipi di metalli nella sua produzione: ferro, alluminio, acciaio e ottone ecc.*

*Ogni materiale può poi essere arricchito con una varietà di finiture: verniciatura a polvere o liquido, trattamento galvanico o rivestimento di foglia argento/oro.*

product - BLOOM



# FA BR IC

Fabric has been a part of the LIGHT4 production ever since the beginning of the company.

The continue research of new kind of fabrics guarantees an original and innovative product: silk, plissé, cotton, velvet etc.

*Il tessuto è stato una parte della produzione LIGHT4 sin dagli inizi della società.*

*La continua ricerca di nuovi generi di tessuto garantisce un prodotto originale e innovativo: seta, plissé, cotone, velluto ecc.*

product - AQUA  
Hotel Suomu / Finland



product - BRICK  
Le Pietre Volte Restaurant - Tropea  
project - arch. Alessandro Figliuzzi



# ACRYLIC

Our production reaches also the most advanced materials such as acrylic moulded components. This allows LIGHT4 to create any kind of object.

*La nostra produzione raggiunge anche i più avanzati materiali come i componenti stampati in acrilico.*

*Questo permette alla LIGHT4 di produrre qualunque tipo di oggetto*



## RESEARCH and DEVELOPMENT


# R&D

The great experience got by LIGHT4 laboratory office of development in custom and bespoke projects is applied on the entire production.

Rich Know How the guarantees the highest quality and up to date production

*La grande esperienza maturata dall'ufficio ricerca e sviluppo di LIGHT4 in progetti custom e bespoke è applicata all'intera produzione.*

*Il ricco know-how garantisce la massima qualità e una produzione sempre aggiornata.*




product - MISSTRASS  
Lenbach Palais, Rilano no. 6 / Munich (DE)



**AVVITA**  
14

choose & TURN



AVVITA la tua **LAMPADA**

**CANDY**  
84



**CARNIVAL**  
90



**CONCERTO**  
98



**IO**  
202



**ITASHADES**  
208



**LIMELIGHT**  
214



**DAISY**  
112



**DRILL**  
120



**LUNARDA**  
228



**MAPLE**  
234



**MUSA**  
246



**DROP**  
128



**DROP MIRROR**  
134



new


**ECLISSE**  
138



**OMG**  
256



**STARLIGHT**  
296



**POISON**  
278



new




**ECLISSE TWISTER**  
164

**ECLISSE TUBE**  
172



new


**ECLISSE GLASS**  
152



**PLANA**  
270



**SATLIGHT**  
288



**GHALIA**  
190



**TIVOLI**  
300



**RING**  
280



**VENEZIA**  
312





the **ARTISAN TRADITION** meets **innovation**

*La tradizione artigianale incontra l'innovazione*

choose & TURN



AVVITA la tua **LAMPADA**

## CHOOSE

**CHOOSE THE DIFFUSER:** hand made glass diffusers obtained with different processes, in different shapes and colors.

**CHOOSE THE STRUCTURE:** aluminum frames liquid finish in different colors. Available in suspension, wall, ceiling, table, bedside table and floor versions.

## SCEGLI

**SCEGLI IL DIFFUSORE:** *diffusori in vetro realizzati con diverse lavorazioni, in differenti forme e colori.*

**SCEGLI LA STRUTTURA:** *montature in alluminio con finitura a liquido in diversi colori. Disponibili nelle versioni da sospensione, parete, soffitto, tavolo, comodino e terra.*

**FINALLY, with a simple ACTION: TURN your LAMP**

*E poi con un semplice gesto: Avvita la tua lampada*



### TORCELLO

16



new

### GLACE

20



### ALBA

30



### CANOVA

38



### ROSÉE

50



### BALL

38



### BALL MINI

50





TORCELLO

 design | LAB





# TORCELLO

design | LAB

new



No man is an **island**  
entire of itself. **Every man** is a piece of the  
**continent**, a part of the main.

*Nessun uomo è un'isola,  
completo in se stesso. Ogni uomo è  
un pezzo del Continente, una parte  
della terra.*

- John Donne -



choose & turn

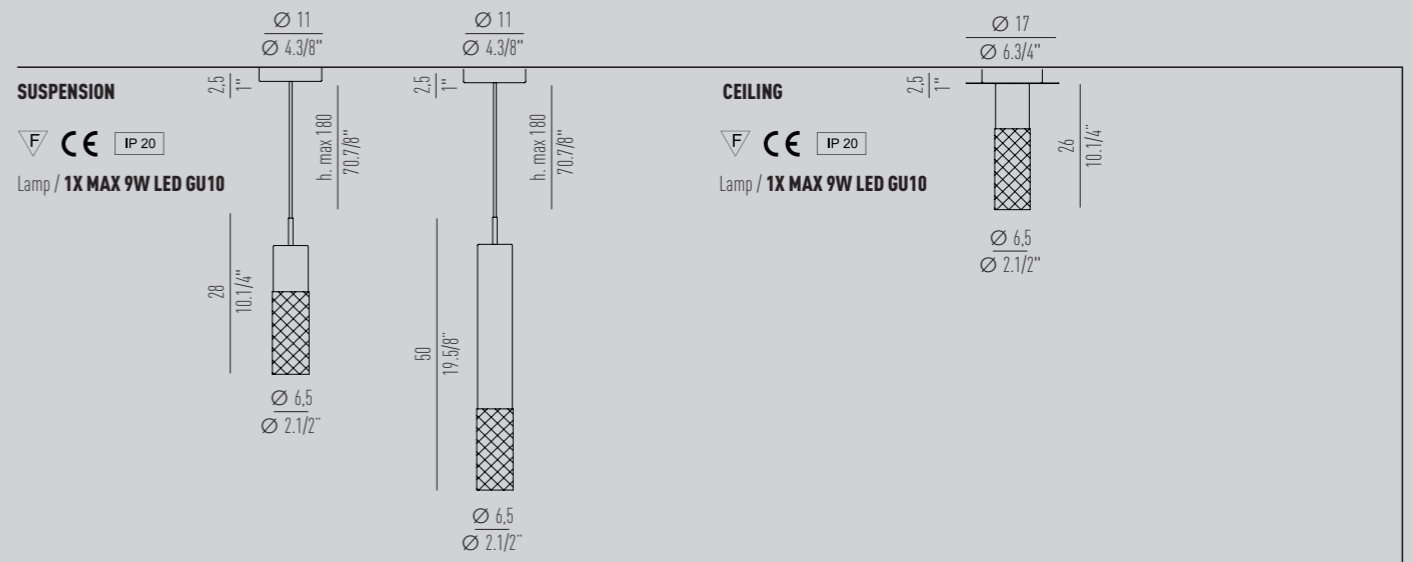


Bedside lamp  
*Lampada da comodino*



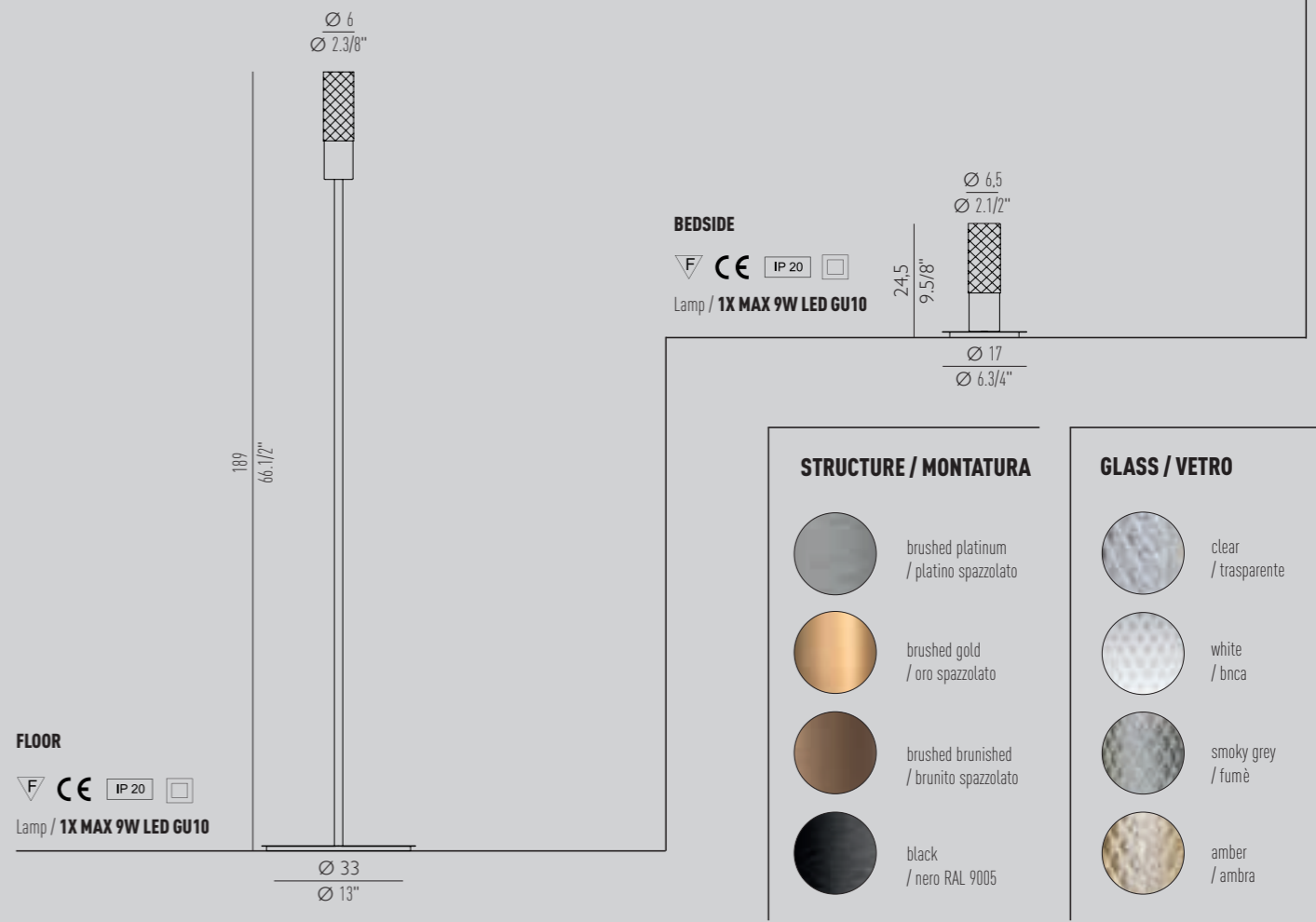
The TORCELLO diffuser is made in blown glass, on a stationary mould, with relief adornment in small diamonds, this makes it very precious increasing the brilliance. Available in 4 colours: clear, amber, smoky grey and glossy white jacketed

*Il diffusore TORCELLO è realizzato in vetro soffiato su stampo a fermo con trine in rilievo, un decoro a piccoli rombi che lo impreziosisce aumentandone la lucentezza. Disponibile in quattro varianti colore, trasparente neutro, ambra e fumè e incamiciato bianco lucido.*



# TORCELLO

collection



STRUCTURE / MONTATURA		GLASS / VETRO	
	brushed platinum / platino spazzolato		clear / trasparente
	brushed gold / oro spazzolato		white / bnca
	brushed brunished / brunito spazzolato		smoky grey / fumè
	black / nero RAL 9005		amber / ambra





#### Bedside lamp

Strike glass with brushed burnished structure  
Wave glass with black structure

#### Lampada da comodino

Strike vetro con montatura brunito spazzolato  
Wave vetro con montatura nera

GLACE  
design | LAB



**In the middle of winter,** I finally learned  
that there was in me an **invincible summer.**

**Nel bel mezzo dell'inverno,**  
*ho infine compreso che vi era in me  
un'invincibile estate.*

- Albert Camus -



choose & turn



**Suspension lamp**  
Strike glass with brushed gold structure  
Wave glass with brushed gold structure

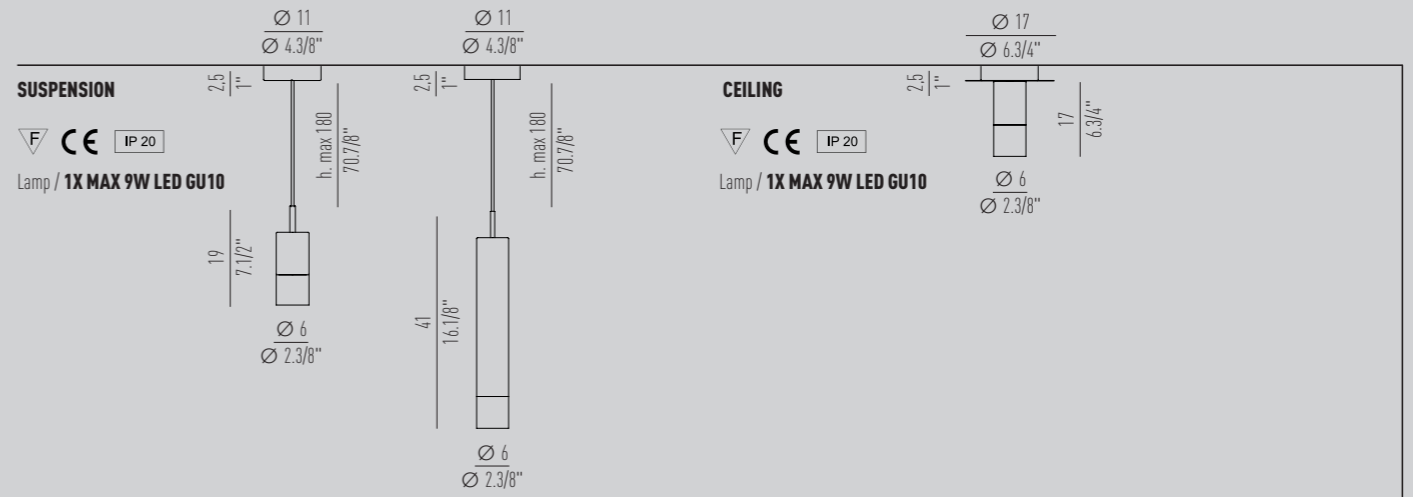
*Lampada da sospensione*  
*Strike vetro con montatura oro spazzolato*  
*Wave vetro con montatura oro spazzolato*





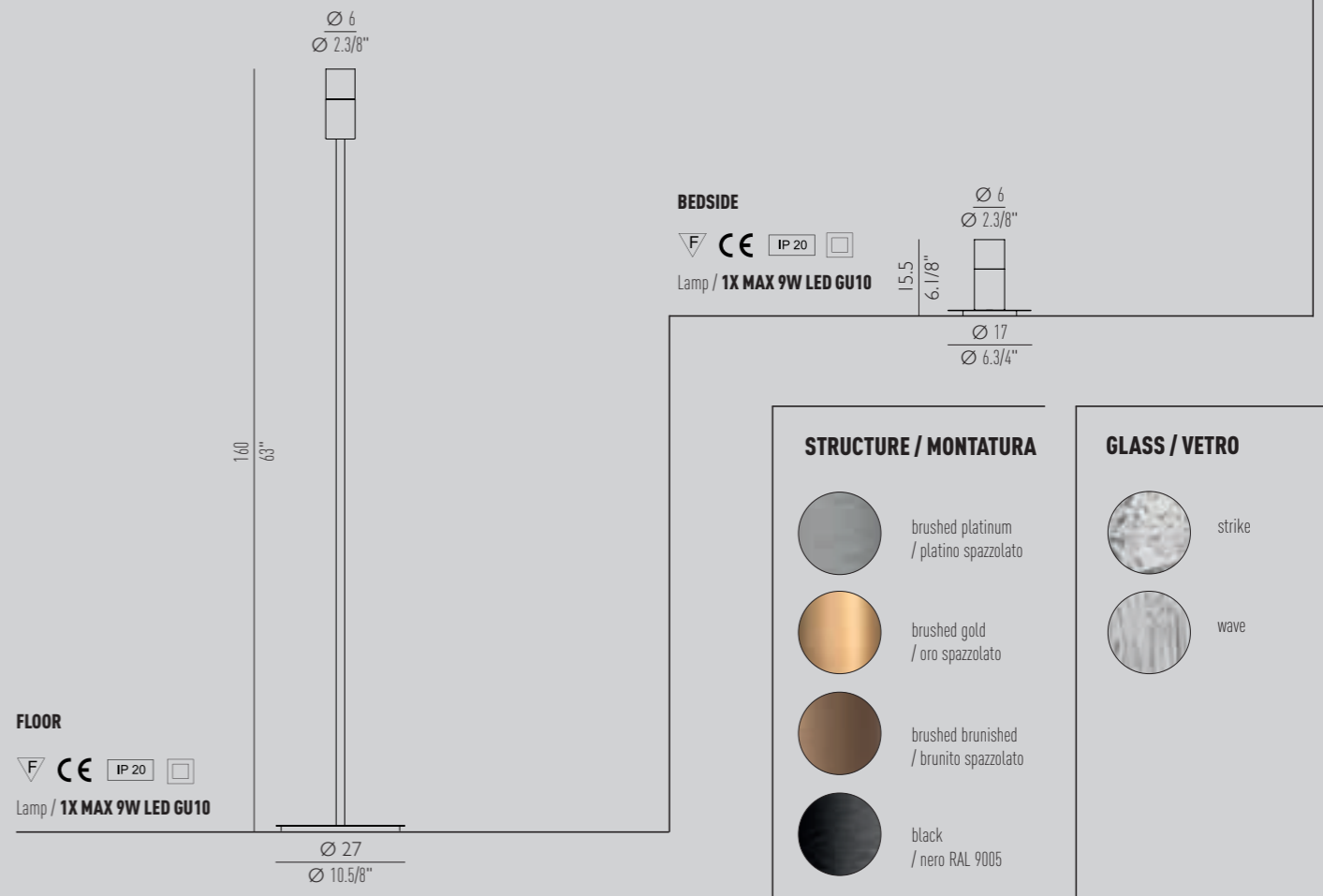
Cold and bright like a fragment of ice, the GLACE diffuser is made of transparent cast glass hand engraved, piece by piece. Available in two designs.

*Algido e brillante come un frammento di ghiaccio, il diffusore GLACE è realizzato in vetro colato trasparente inciso a mano pezzo per pezzo. Disponibile in due motivi.*



# GLACE

collection







 **ALBA**  
design | Giovanni Barbato

Since the dawn is **growing**, since here is the **sunrise**.  
*Poiché l'alba si accende, ed ecco l'aurora.*

- Paul Verlaine -



**Suspension lamp**

Glass BIG smoky grey, white & amber with brushed gold structure

*Lampada da sospensione*

*Vetro BIG fumè, bianco e ambra con montatura oro spazzolato*

**Suspension lamp**

Glass SMALL smoky grey, white & amber with black structure



*Lampada da sospensione*

*Vetro SMALL fumè, bianco e ambra con montatura nera*

choose & turn



### Bedside lamp

Glass BIG amber with black structure

Glass SMALL smoky grey with brushed gold structure

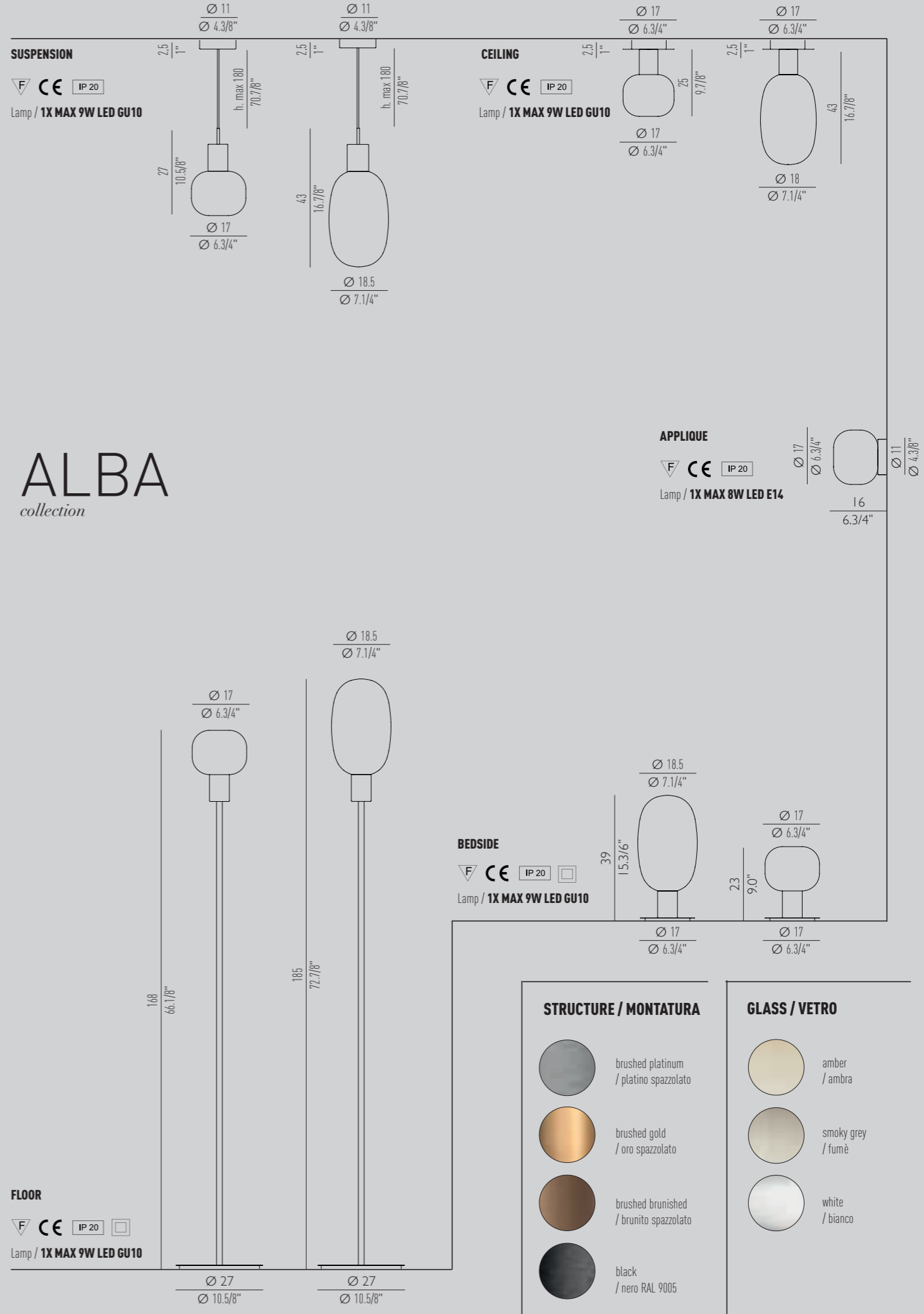


Lampada da comodino  
 vetro BIG ambra con montatura nera  
 vetro SMALL fumè con montatura oro spazzolato



Elegant and precious, the diffusers of the ALBA collection are made of transparent blown glass, with a tone-on-tone white layered shade. Available in two shapes and three colors: clear, amber and smoky grey.

*Eleganti e pregiati, i diffusori della collezione ALBA sono realizzati in vetro soffiato trasparente, con sfumatura incamiciata bianca tono su tono. Disponibile in due forme e tre colori: trasparente, ambra e fumé.*







**Suspension lamp / lampada da sospensione**

Glass MARBLE effect e WHITE with brushed platinum, burnished, gold or black structure /  
 vetro effetto MARMO e BIANCO con montatura platino, brunito, oro spazzolato o nero

CANOVA  
 design | LAB

What makes me most impatient is to see  
 the effect the **work** will have on the **soul**  
**of the audience.**

*Ciò che mi rende più impaziente è  
 vedere l'effetto che l'opera produrrà  
 sulle anime del pubblico.*

- Antonio Canova -





choose & turn



**Bedside lamp**

Glass WHITE with black structure  
Glass MARBLE effect with brushed gold structure

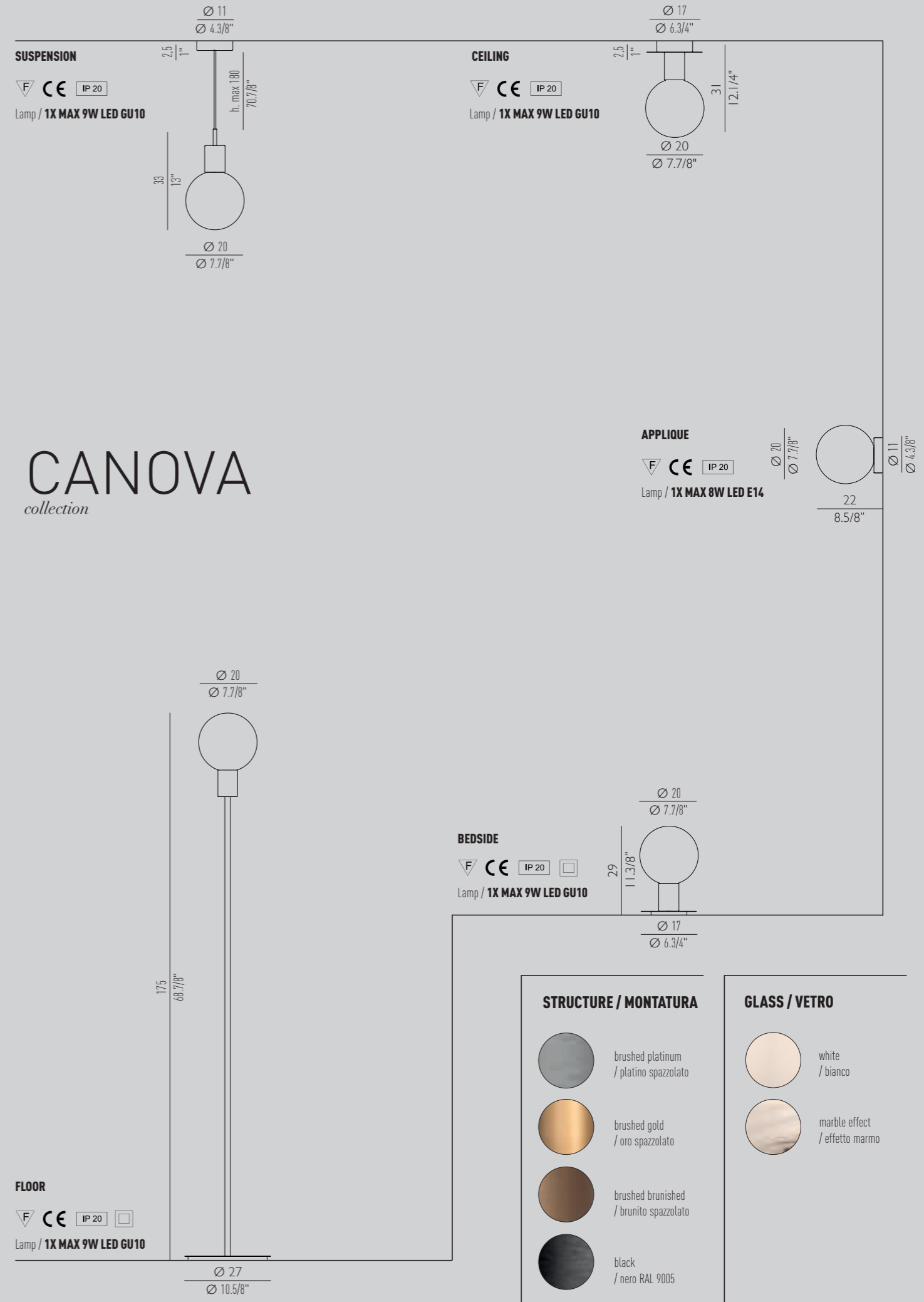
*Lampada da comodino*

*vetro BIANCO con montatura nera  
vetro effetto MARMO con montatura oro spazzolato*



The sphere, is the most classic shape, in the CANOVA collection, blown glass, available in the milky white satin finish variant and the new marble effect, satin finish grey veins on a white base.

*La sfera, forma classica per eccellenza, per la collezione CANOVA, vetro soffiato, disponibile nella variante biancolatte incamiciato satinato e nella variante effetto marmo su fondo bianco satinato, screziato da venature grigie.*





ROSÉE  
design LAB



I must go **seek dewdrops** here.  
And hang a pearl in every **cowslip's** ear.

*Debbo andare a cercare gocce di  
rugiada. E appendere una perla  
all'orecchio di ogni primula.*

- William Shakespeare -

**Rosée 2L**

glass BIG clear with brushed platinum structure, glass MEDIUM smoky grey, glass SMALL chrome

*Rosée 2L*

*vetro BIG trasparente con montatura platino spazzolato, vetro MEDIUM fumè, vetro SMALL cromo*

**Rosée 2L x 3**

glass BIG clear & amber with brushed gold structure, glass MEDIUM clear & amber, glass SMALL gold

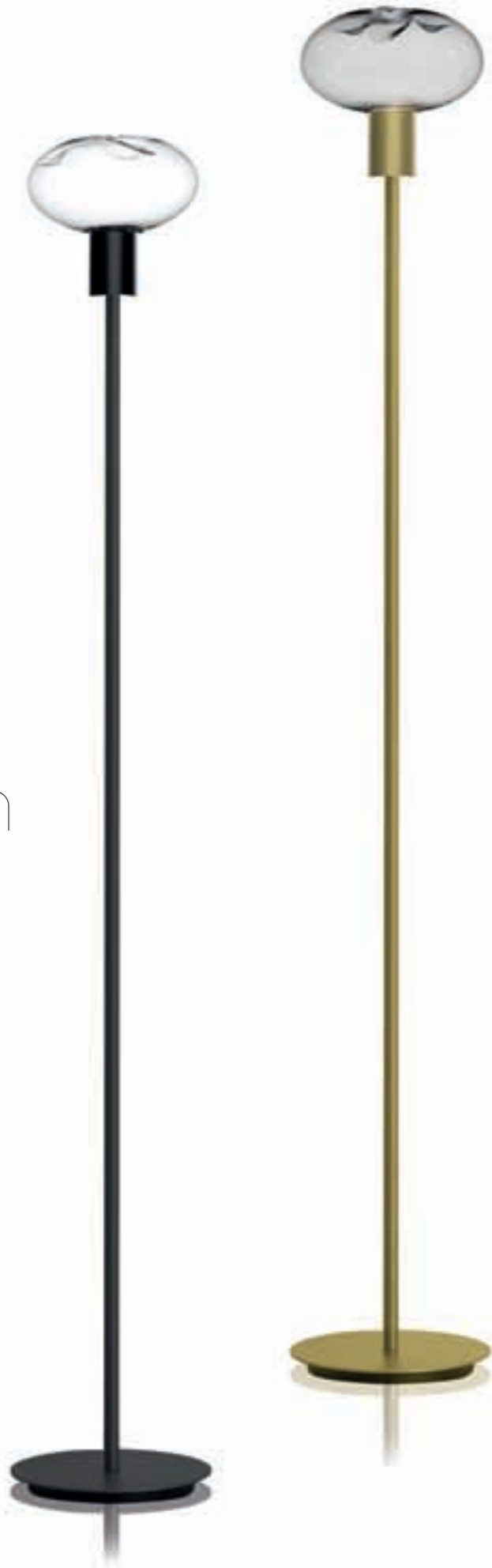
*Rosée 2L*

*vetro BIG trasparente & ambra con montatura oro spazzolato, vetro MEDIUM trasparente & ambra, vetro SMALL oro*



Custom project by WeDoDesigns / Progetto speciale di WeDoDesigns

choose & turn



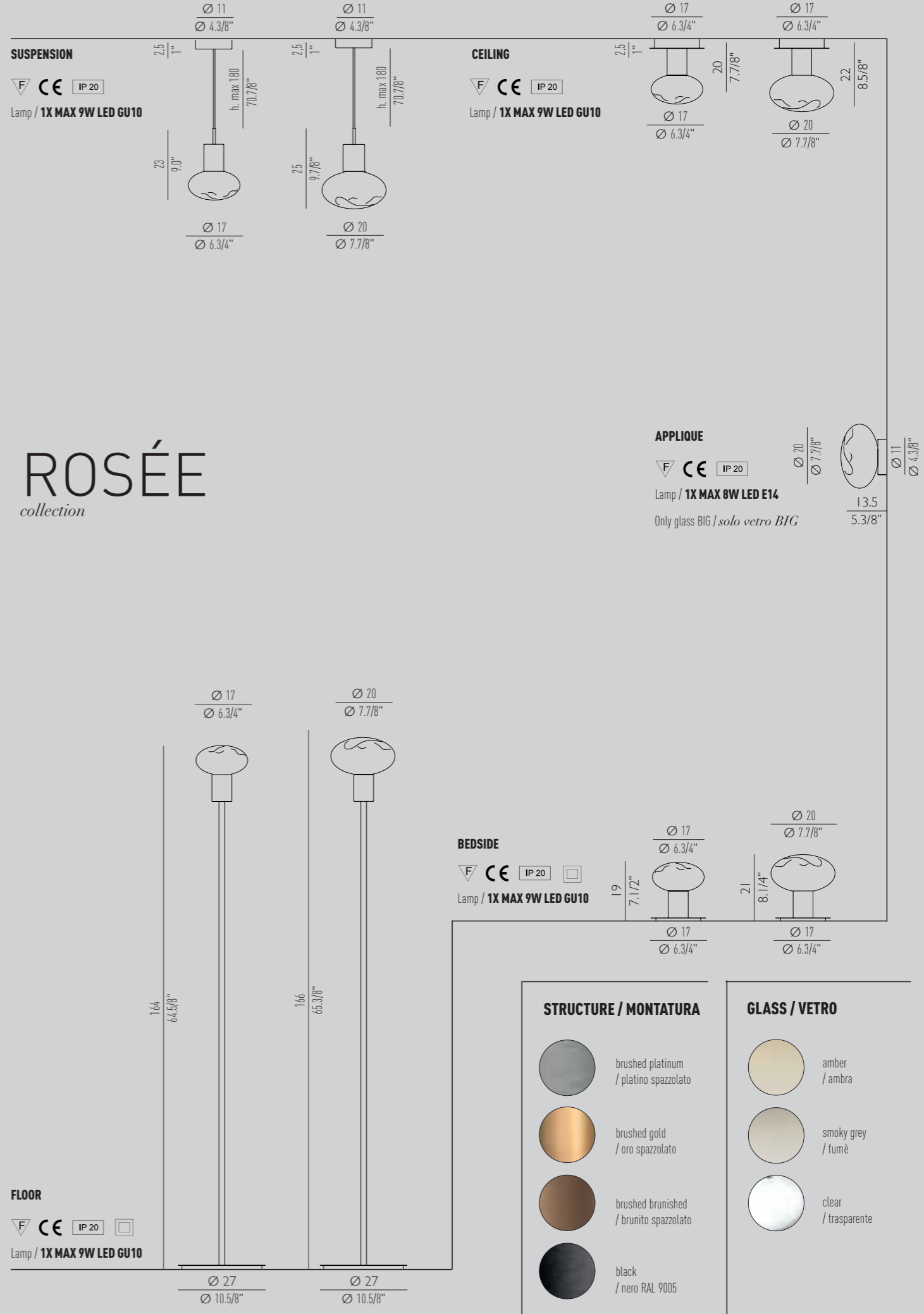
**Bedside lamp**  
 Glass BIG clear with black structure  
 Glass MEDIUM amber with brushed gold structure

*Lampada da comodino  
 vetro BIG cristallo con montatura nera  
 vetro MEDIUM ambra con montatura oro spazzolato*



Evocano la forma di gocce di rugiada i vetri della collezione ROSÉE, diffusori ed elementi decorativi in vetro borosilicato, ideali per realizzare fantastiche composizioni. Diffusori disponibili in due dimensioni, diam 17 e 20 cm, e tre colori: trasparente o ambra e fumé con decorazione "lustro", antica tecnica che dona al vetro un riflesso iridescente. Il vetro decorativo diam 14 cm è disponibile in finitura metallizzata oro o cromo.

*The glass shapes of the ROSÉE collection remind of dew drops. Diffusers and decorative elements are in borosilicate glass, ideal for creating fantastic compositions. Diffusers available in two sizes, diam. 17 and 20 cm, and in three colors, clear or amber and smoky grey with luster decoration. "luster", an ancient technique that gives the glass an iridescent reflection. The decorative glass diam. 14 cm, is in metallized gold or chrome finish.*









Custom installation 9L  
installazione speciale 9L.

# BALL

design | Brian Rasmussen



Keep your face always **toward the sunshine**  
and **shadows** will fall **behind you.**

*Tieni il viso rivolto sempre verso il sole  
e le ombre cadranno dietro di te.*


- Walt Whitman -

## OGNI LAVORAZIONE **CREA** IL SUO **effetto luminoso**

*each technique creates its own luminous effect*

Il vetro della collezione BALL è soffiato a bocca da esperti maestri vetrai. Ogni vetro è unico ed è 100% made in Italy.

*The glass diffuser of the BALL collection is blown by expert glass masters. Each glass is unique; each glass is 100% Made in Italy.*



### **BALLOTON**

Technique used to obtain a particular optical effect. It is based on the use of a metal die, with the inner walls containing small square based pyramidal "spikes" which, when the glass is blown, result in a cross-relief pattern.

*Tecnica usata per ottenere un particolare effetto ottico. Si basa sull'uso di uno stampo in metallo contenente all'interno delle punte a piccola piramide a base quadrata che, nella soffiatura, danno un effetto di rilievo incrociato.*

### **RIGADIN**

Thin ribbing obtained by blowing a glass object inside an open die, generally in bronze, which has some grooves with a triangular cross-section.

*Decoro ottenuto soffiando la pallina in uno stampo, in genere di bronzo, che porta delle scanalature a sezione triangolare. La pèa diventa costolata.*

### **RIGADIN RITORTO**

The piece thus becomes ribbed and can also be twisted inside the mold to produce rigadin ritorto (swirl or twisted ribbing).

*Se il vetro viene anche ritorto durante la stampigliatura si ottiene il rigadin ritorto.*


### **BULLICANTE**

By casing a gather (pèa) stamped in this way in a layer (coperta) of glass, an effect is obtained whereby hundreds of tiny air bubbles are trapped between two layers of glass.

*Ricoprendo una pèa, stampata a balloton, con una coperta si ottiene l'effetto bullicante o a bolle, consistente in una miriade di piccolissime bolle d'aria rimaste intrappolate tra i due strati di vetro.*



choose & turn



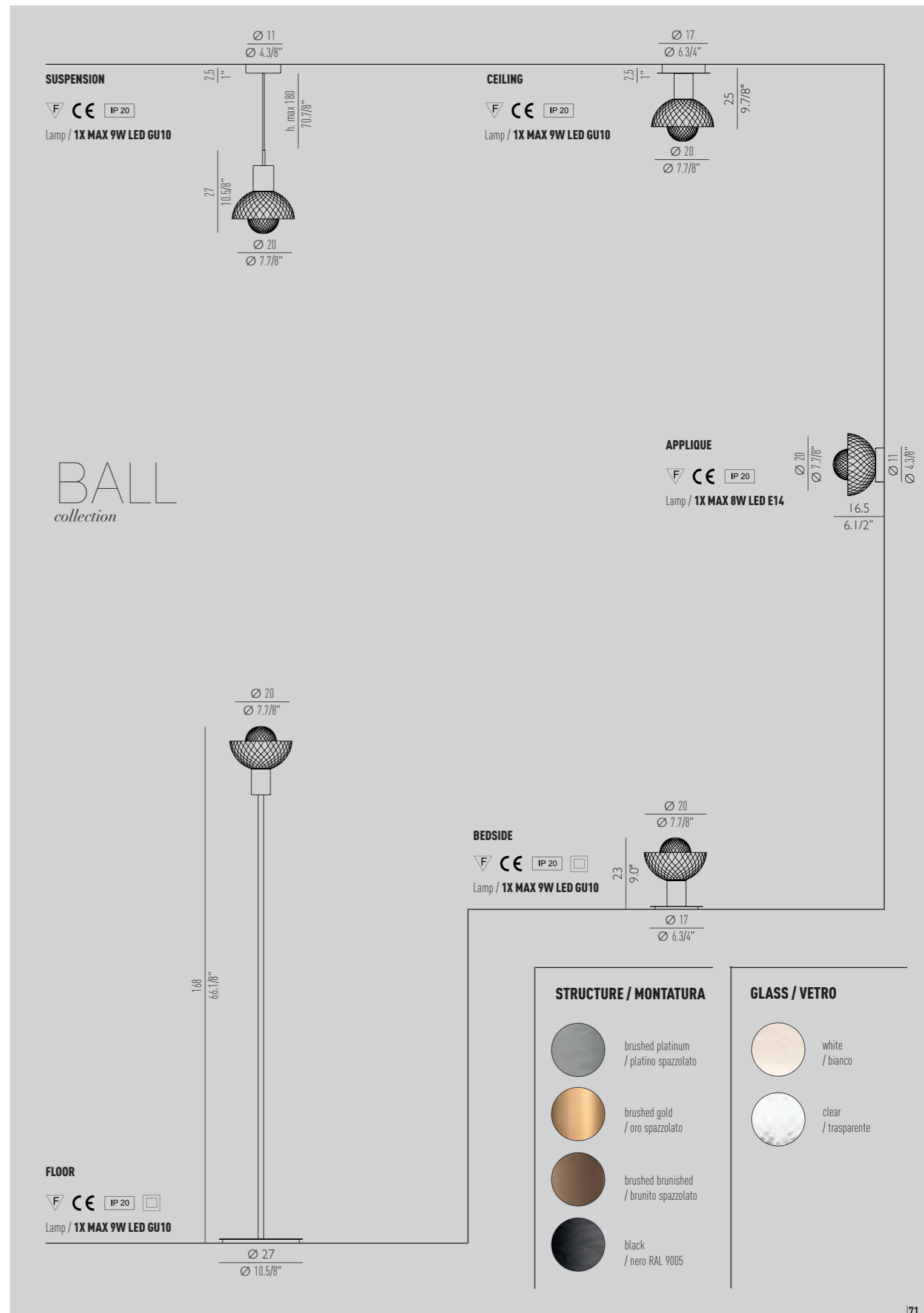
**Wall sconce applique**  
Glass BALLOTON clear with brushed burnished structure

*Applique*  
*vetro BALLOTON cristallo con montatura oro spazzolato*



Use of traditional manufacturing techniques for the diffusers of BALL collection; made of transparent blown glass and glossy milky white, when enlightened, they develop particular effects of light and shadows on the walls.

*Impiego di tradizionali tecniche di lavorazione per i diffusori della collezione BALL; realizzati in vetro soffiato trasparente e biancolatte lucido, quando illuminati creano sulle pareti particolari giochi di luci e ombre.*






You need to let the **little things** that would ordinarily bore you suddenly **thrill you**.

*Lascia che le piccole cose che normalmente ti annoiano, ti emozionino all'improvviso.*

- Andy Warhol -



**Bedside lamp**

Glass BALLOTON clear with brushed gold structure  
*Lampada da comodino*  
 vetro BALLOTON cristallo con montatura oro spazzolato

BALL MINI  
 design | Brian Rasmussen

choose & turn



**Table lamp**

Glass BALLOTON white with brushed gold structure

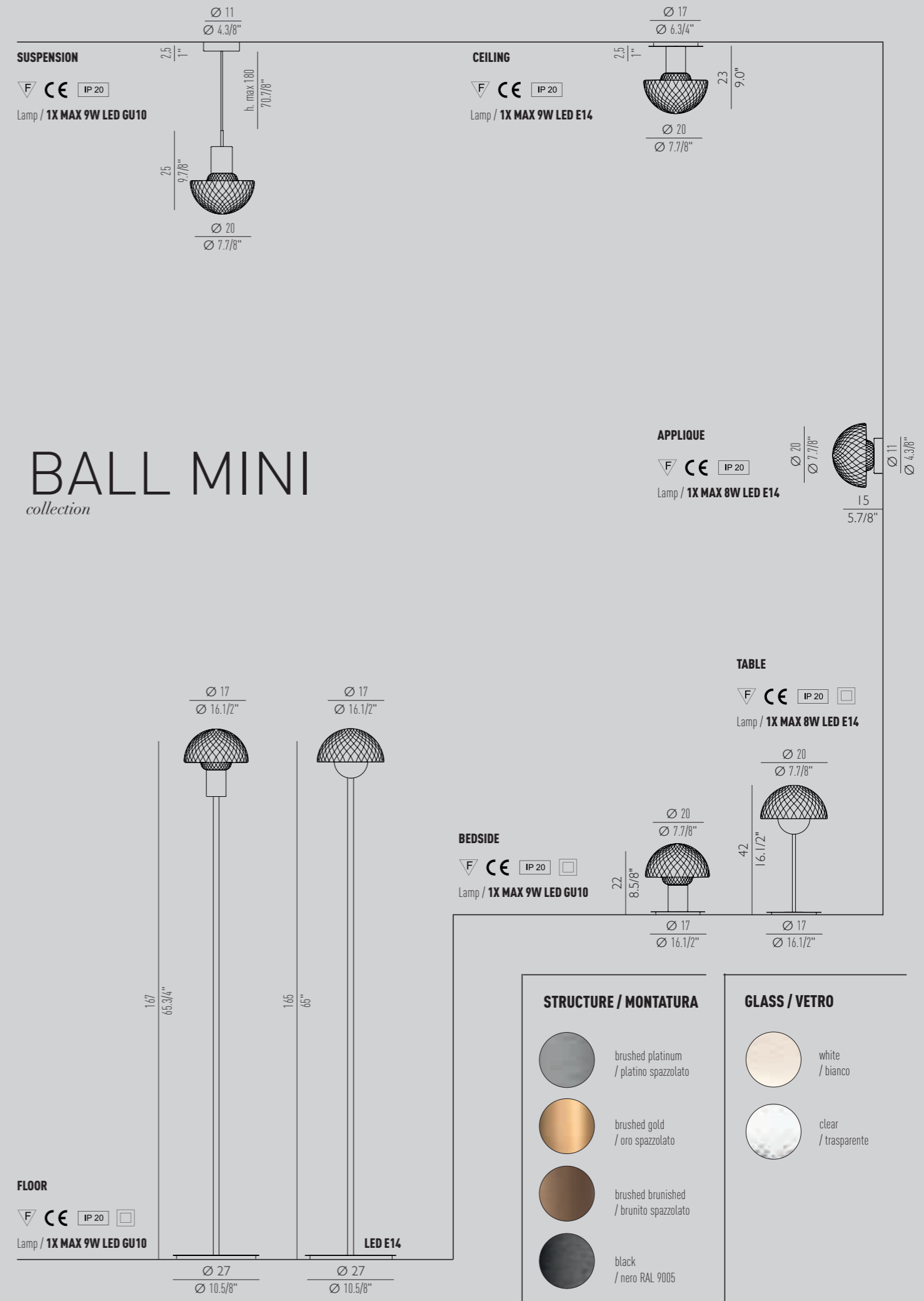
*Lampada da tavolo*

*vetro BALLOTON clear con montatura oro spazzolato*



Use of traditional manufacturing techniques for the diffusers of BALL collection; made of transparent blown glass and glossy milky white, when enlightened, they develop particular effects of light and shadows on the walls.

*Impiego di tradizionali tecniche di lavorazione per i diffusori della collezione BALL; realizzati in vetro soffiato trasparente e biancolatte lucido, quando illuminati creano sulle pareti particolari giochi di luci e ombre.*





The TURN & **CHOOSE** COLLECTION is enriched with recessed and semi-recessed ceiling lamp versions. All glass diffusers can be used in this new typology. The structure finishings are those of the Choose & Turn collection.

La collezione Awita la tua Lampada si arricchisce delle versioni plafoniera a incasso e semi-incasso. Tutti i vetri possono essere utilizzati in questa nuova tipologia. La montatura di questa nuova tipologia utilizza le finiture Awita la tua Lampada.



**new**

a **CASCADE** of GLASS & LIGHT

Recessed\_00 ceiling lamp.  
Smokey grey glass diffuser with brushed platinum structure.

*Plafoniera d'incasso\_00.*  
*Vetro fumé con montatura in platino spazzolato.*

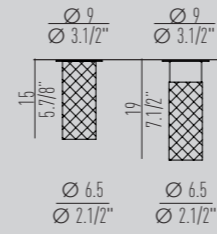


Recessed\_40 ceiling lamp.  
Amber glass diffuser with brushed gold structure.

*Plafoniera d'incasso\_40.*  
*Vetro ambra con montatura in oro spazzolato.*

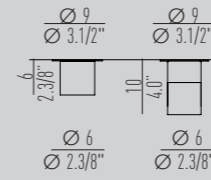


**TORCELLO**



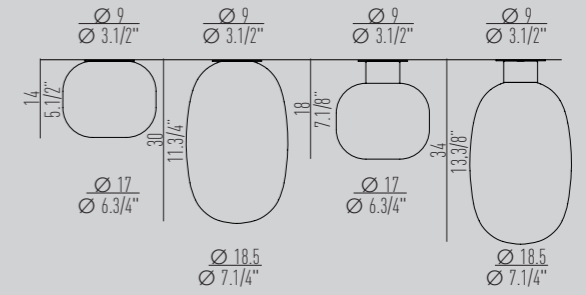
PL\_00 PL\_40

**GLACE**



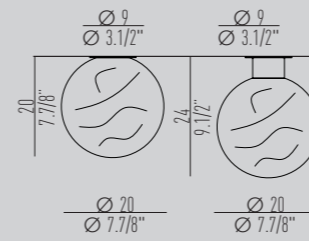
PL\_00 PL\_40

**ALBA**



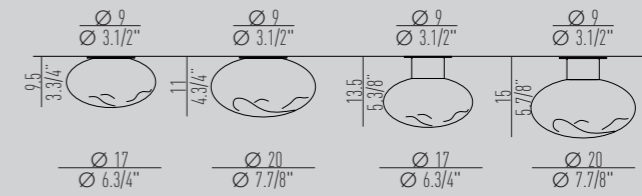
PL\_00 PL\_40

**CANOVA**



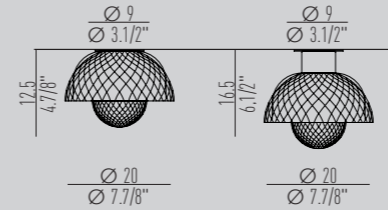
PL\_00 PL\_40

**ROSÉE**



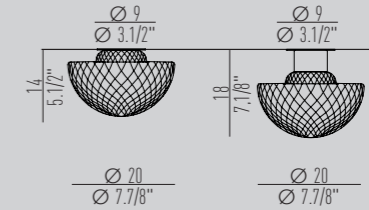
PL\_00 PL\_40

**BALL**



PL\_00 PL\_40

**BALL MINI**



PL\_00 PL\_40

**CEILING**



Lamp / 1X MAX 9W LED GU10

**STRUCTURE / MONTATURA**

-  brushed platinum / platino spazzolato
-  brushed gold / oro spazzolato
-  brushed brunished / brunito spazzolato
-  black / nero RAL 9005



TORCELLO

GLACE

CANOVA

ALBA

ROSÉE

BALL

BALL MINI

## CANDY

*design | Archivio Storico*

CANDY creates a sophisticated and elegant light: the diffuser and the blown glass base emit a warm and uniform light thanks to the satin finish. CANDY is available as table lamp in three sizes.

*CANDY propaga una luce sobria ed elegante: il diffusore e la base in vetro soffiato emettono una luce calda ed uniforme grazie alla finitura satinata. CANDY è disponibile nella versione da tavolo in tre misure.*

# CANDY

design | Archivio Storico



#### Table lamp

TA 35 / TA 75 / TA 55

#### Dimensions

Ø 22 x H 35 cm

Ø 44 x H 75 cm

Ø 36 x H 55 cm

#### Diffuser

Blown glass cased white satin finish

Vetro soffiato incamiciato bianco satinato





BASE



SHADE



BASE / SHADE

The feature of the collection is the double light emission. The light source, in fact, is contained both in the base of the lamp as in the lampshade. This allows you to customize completely the light of the lamp.

*La caratteristica della collezione è la doppia accensione. La sorgente luminosa, infatti, è contenuta sia nella base della lampada che nel paralume. Ciò dà all'utente la possibilità di personalizzare l'emissione luminosa, adattandola alle proprie esigenze.*

# CANDY

collection

TABLE 35



Lamp / 1 X E14 LED  
+ 1 X E14 LED

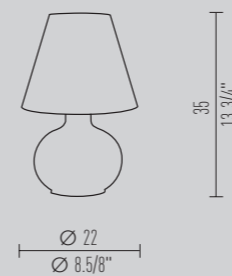


TABLE 55



Lamp / 1 X E27 LED  
+ 2 X E14 LED

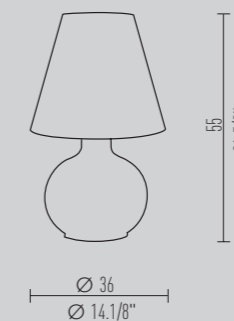
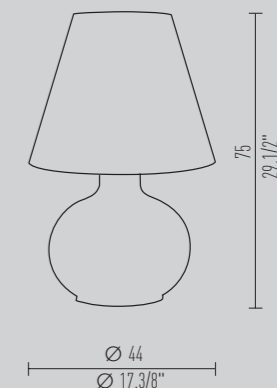


TABLE 75



Lamp / 1 X E27 LED  
+ 2 X E14 LED



## STRUCTURE / MONTATURA



white  
/ bianco

## GLASS / VETRO



white  
/ bianco



# CARNIVAL

*design | LAB*



**An explosion of colour.**

The characteristic of the Carnival collection is the variety of shape and colour. The beauty of the blown glass is underlined by the original design.

**Un esplosione di colori.**

*La collezione Carnival è caratterizzata da una grande varietà di forme e colori. La bellezza del vetro soffiato viene messa in risalto dal design originale.*



**Suspension**

SO 1L B

**Dimensions**  
Ø25 H53 cm

SO 1L C

**Dimensions**  
Ø22 H48 cm

SO 1L A

**Dimensions**  
Ø21.5 H47 cm

**Diffuser**

clear glass/ vetro trasparente

**Structure**

brushed gold/ oro spazzolato





Project - arch. Petra Indruchová  
Photo - Jan Brychta

The clear glass of our CARNIVAL collection brings both light and elegance to the stylized bistro EINSTEIN<sup>2</sup> in Prague.

An impressive line of 8 suspensions illuminates perfectly the bar desk whereas the wall sconce versions illuminate the lounge area of the bistro.

The matt gold finishing of the metal fixtures is integrated with the choice of materials and colours of the interior design by Petra Indruchová.

*Il vetro trasparente della nostra collezione CARNIVAL dona luce ed eleganza al bistrot di grande stile EINSTEIN<sup>2</sup> a Praga.*

*Un'imponente linea di 8 sospensioni illumina perfettamente il bancone del bar, mentre le versioni ad applique illuminano l'area lounge del bistrot.*

*La finitura oro opaco delle montature in metallo si integra con la scelta di materiali e colori dell'interior design Petra Indruchová.*



**SO 1L A**  
Clear glass/ vetro trasparente



**SO 1L B**  
Clear glass/ vetro trasparente



**SO 1L C**  
Clear glass/ vetro trasparente



**SO 1L A**  
Green glass/ vetro verde



**SO 1L B**  
Blue glass/ vetro blu



**SO 1L C**  
Mocha glass/ vetro moka

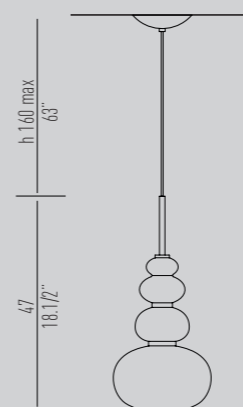
# CARNIVAL

collection

**SUSPENSION A**



Lamp / 1XE27 SUITABLE FOR LED LAMPS

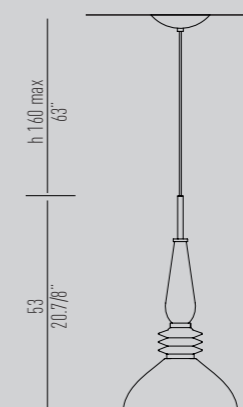


Ø 21,5  
Ø 8.1/2"

**SUSPENSION B**



Lamp / 1XE27 SUITABLE FOR LED LAMPS

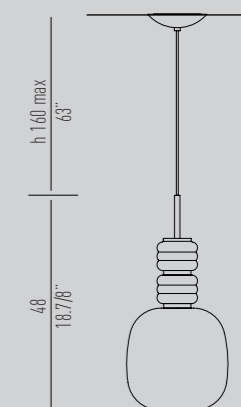


Ø 25  
Ø 9.7/8"

**SUSPENSION C**



Lamp / 1XE27 SUITABLE FOR LED LAMPS



Ø 22  
Ø 8.5/8"

Suspension lamp in blown glass.  
Available glass: transparent or coloured.  
Metal frames in brushed gold or platinum.

*Collezione di lampada a sospensioni in vetro soffiato.  
Vetro disponibile: trasparente o colorato.  
Montature in metallo finiture Oro o platino spazzolato.*

**STRUCTURE / MONTATURA**

-  brushed platinum / platino spazzolato
-  brushed gold / oro spazzolato

**GLASS / VETRO**

-  crystal / cristallo
-  green / verde
-  blue / blu
-  mocha / moka

**Multiple elements with relative canopies and accessories available on the catalog.**  
Composizioni multiple con relativi rosoni e accessori consultabili sul catalog.

# CONCERTO

*design | Brian Rasmussen*



**Suspension**

SO 35 6L

**Dimensions**

Ø36 H35 cm

**Diffuser & structure**metal gold finish/  
metallo finitura oro

Vintage style lamp collection, composed of curved aluminium elements.  
Each element contains an E14 bulb that creates a reflected and indirect light.  
The light inside each curved element, in refraction with the external part  
of the same, produces a singular light-dark effect.

*Lampada di sapore vintage, composta da elementi in alluminio curvi.  
Ogni elemento ospita una lampadina E14 con cupola argentata  
che crea una luce riflessa e indiretta.  
La luce all'interno di ogni elemento curvo, in rifrazione con la parte esterna  
dello stesso, produce un singolare effetto chiaro-scuro.*



The 6L suspension lamp has 6 lateral E14 light sources which give a soft and indirect lighting; as well as 1 light spot which produces downwards, a direct lighting.

*La sospensione 6L, oltre alle 6 sorgenti luminose laterali che creano una luce diffusa, ha una sorgente luminosa rivolta verso il basso producendo in questo modo anche una luce diretta sul piano sottostante.*



**Suspension**  
SO 35 6L

**Dimensions**  
Ø36 H35 cm

**Diffuser & structure**  
white metal RAL 9010/  
metallo bianco RAL 9010



| clear PMMA with white screen printing.

| *PMMA trasparente con serigrafia bianca*

**Suspension**

SO 35 6L

**Dimensions**

Ø36 H35 cm

**Diffuser**

transparent PMMA with white screenprinting/  
PMMA trasparente con serigrafia bianca

**Structure**

white metal RAL 9010/  
metallo bianco RAL 9010



## EACH MATERIAL & colour CREATE THEIR OWN LIGHT

*ogni materiale & colore crea una proprio luce*



01\_white metal.

*01\_metallo bianco.*

02\_metal gold finish.

*02\_metal finitura oro.*

03\_opal PMMA.

*03\_PMMA opalino.*

04\_clear PMMA with white screen printing.

*04\_PMMA trasparente con serigrafia bianca.*



**Suspension**  
SO 35 24L

**Dimensions**  
Ø60 H70 cm

**Diffuser & structure**  
White metal RAL 9010/  
Metallo bianco RAL

**Suspension**  
SO 35 54L  
dimensions  
Ø83 H105 cm

**Diffuser & structure**  
metal gold finish/  
metallo finitura oro



**CONCERTO COMPOSITIONS**

The modular construction of CONCERTO allows you to create a variety of customized compositions: 24L, 36L or even 54L

**CONCERTO COMPOSIZIONI**  
*La costruzione modulare della CONCERTO permette di creare una grande varietà di forme e misure: 24L, 36L o addirittura 54L*





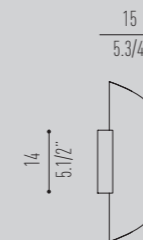
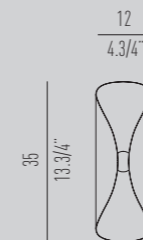
# CONCERTO

collection

## APPLIQUE



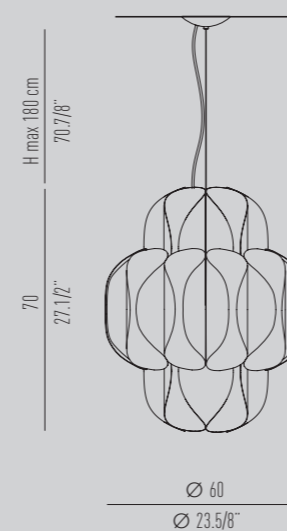
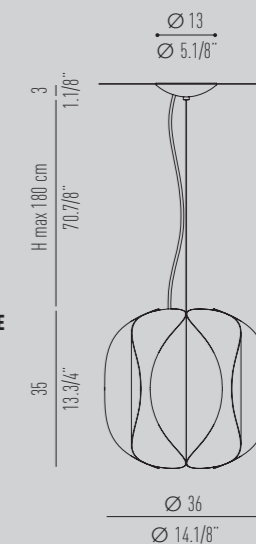
Lamp / 1 X E14 SUITABLE FOR LED LAMPS



## SUSPENSION 6L



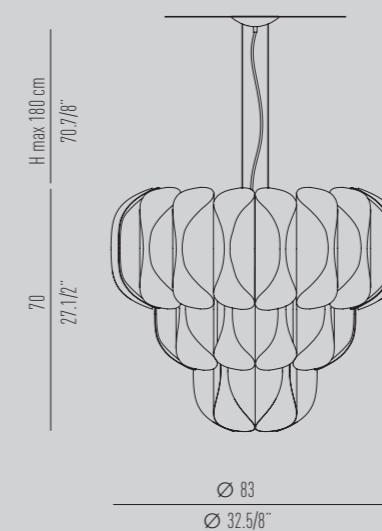
Lamp / 6 X E14 SUITABLE FOR LED LAMPS + 1 X GX53 / DOUBLE LIGHT EMISSION



## SUSPENSION 24L



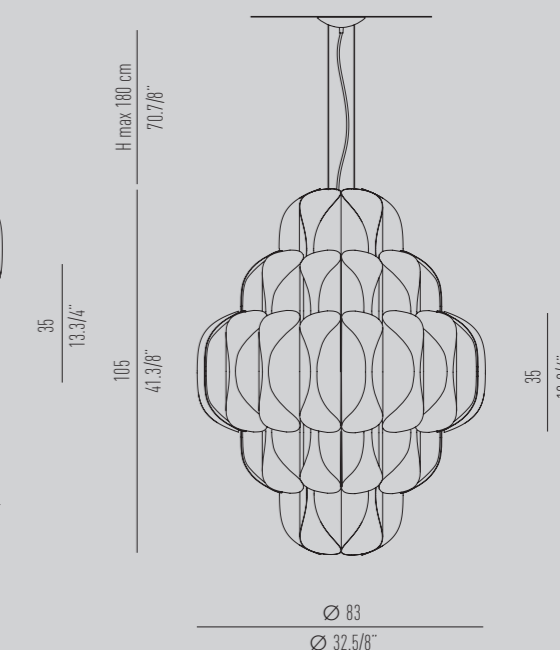
Lamp / 24 X E14 SUITABLE FOR LED LAMPS + 1 X GX53 / DOUBLE LIGHT EMISSION



## SUSPENSION 36L



Lamp / 36 X E14 SUITABLE FOR LED LAMPS + 1 X GX53 / DOUBLE LIGHT EMISSION




## SUSPENSION 54L



Lamp / 54 X E14 SUITABLE FOR LED LAMPS + 1 X GX53 / DOUBLE LIGHT EMISSION

## DIFFUSERS/DIFFUSORI



\* Custom colours on demand: call for a quotation.  
Colori personalizzabili su richiesta: chiama per quotazione.



a soft **FLOWER** of FABRIC & LIGHT

**Suspension**

SO 90

**Dimensions**

Ø90 H18.5 cm

**Diffuser**

sandblasted glass/ vetro sabbiato

**Lampshade**black plissé/  
plissé nero*A flower of elegance*

The precious materials and the female design of the DAISY collection create a timeless and luxurious object.

*Un fiore di eleganza*

I materiali preziosi e il design femminile della collezione DAISY creano un oggetto lussuoso e senza tempo.



Collection of lampshade in plissé fabric and lower diffuser in satin glass.  
Fixing element in clear crystal glass. Fabric available in white, ivory and black.



**Ceiling**  
PL 90

**Dimensions**  
Ø90 H18.5 cm

**Diffuser**  
sandblasted glass/  
vetro sabbato

**Lampshade**  
white plissé/  
plissé bianco

*Collezione di lampade con paralume in tessuto plissettato e diffusore inferiore in vetro satinato. Finalino in cristallo trasparente. Tessuto disponibile nei colori bianco, avorio e nero..*



**Wall**  
AP 40

**Dimensions**  
W39 H13 DPT12 cm

**Diffuser**  
sandblasted glass/ vetro sabbato

**Lampshade**  
ivory plissé/  
plissé avorio

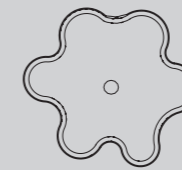
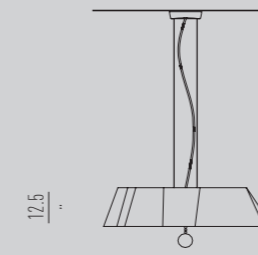
# DAISY

collection

## SUSPENSION 60

F CE IP 20

Lamp / 3 X E27 SUITABLE FOR LED LAMPS

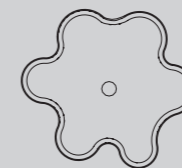
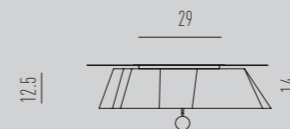


Ø 60

## CEILING 60

F CE IP 20

Lamp / 3 X E27 SUITABLE FOR LED LAMPS

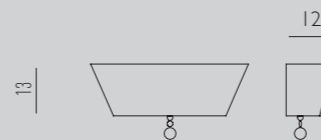


Ø 60

## APPLIQUE 40

F CE IP 20

Lamp / 2 X E27 SUITABLE FOR LED LAMPS


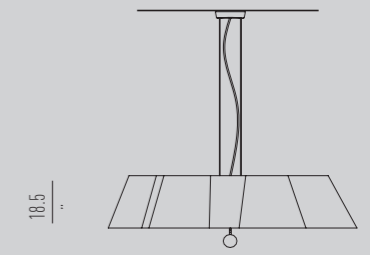


39

## SUSPENSION 90

F CE IP 20

Lamp / 4 X E27 SUITABLE FOR LED LAMPS




Ø 90

## CEILING 90


F CE IP 20

Lamp / 4 X E27 SUITABLE FOR LED LAMPS




Ø 90

## FABRIC / TESSUTO



white/  
bianco



black/  
nero



ivory/  
avorio

## MATERIAL

Metal and  
lampshade in plissé

Metallo e  
paralume in plissé

# DRILL

design | Cambi Scatena Turini





**Ceiling**  
PL 80

**Dimensions**  
Ø78 H24 cm

**Diffuser**  
white plaster/ gesso bianco

Contemporary design meets traditional handicraft.  
The opac white plaster gives an immediate sensation  
of luxury and history to the DRILL collection.  
Il design di Cambi Scatena Turini interpreta the morfological  
possibilities of this fascinating material.

*Design contemporaneo incontro artigianato tradizionale.  
Il gesso bianco e opaco dà una sensazione immediata di lusso e  
storicità alla collezione DRILL.  
Il design di Cambi Scatena Turini è un'interpretazione della  
possibilità morfologiche di questo materiale affascinante.*

Plaster sculpture lamp.  
Matt white finish.  
Available as suspension,  
ceiling and wall light.

*Lampada scultura in gesso.  
Finitura bianco opaco.  
Disponibile come sospensione,  
plafoniera e applique.*



**Wall**

AP 40

**Dimensions**

Ø39 DPT14 cm

**Diffuser**

white plaster/ gesso bianco



**Suspension**

SO 80

**Dimensions**

Ø78 H22.5 cm

**Diffuser**

white plaster/ gesso bianco





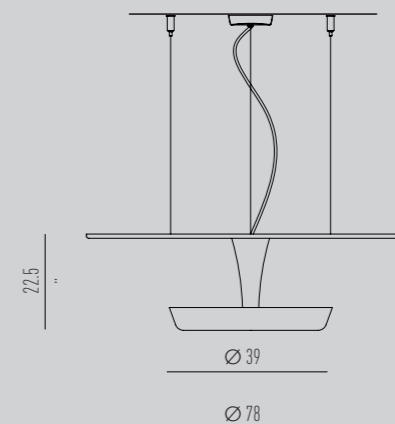
# DRILL

collection

## SUSPENSION

F CE IP 20

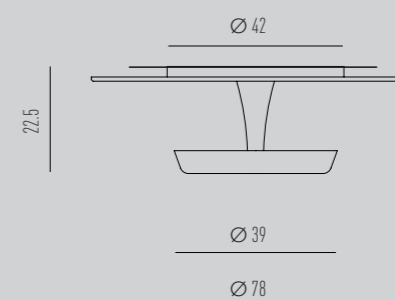
Lamp / 3 X GX53 LED



## SUSPENSION

F CE IP 20

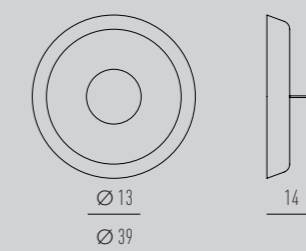
Lamp / 3 X GX53 LED



## SUSPENSION

F CE IP 20

Lamp / 1 X 5W G9 LED



## STRUCTURE / MONTATURA

Metal and  
diffuser in plaster

Metallo e  
diffusore in gesso

## DIFFUSER/DIFFUSORE




white plaster/  
gesso bianco

a  
**DROP**  
in the  
SEA

DROP

*design | Brian Rasmussen*

A drop in the sea.  
Like a stone thrown into water stirs waves and reverberation, light transforms and brings DROP to life. The glass diffuser, decorated by several layers of serigraphy, gives the product a decoration that can only be seen when the lamp is illuminated. The diffuser is also wrapped in a structural prismatic PMMA element that spreads the light in a uniform manner all around.



*Una goccia nel mare  
Come il sasso lanciato in uno specchio  
d'acqua la anima di onde e riverberi, così la  
luce trasforma e dà vita a DROP. Il diffusore  
in vetro, decorato da diversi strati serigrafati,  
conferisce all'oggetto una decorazione luminosa vi-  
sibile solamente accendendo la lampada. Quest'ul-  
timo è avvolto da un elemento strutturale in PMM  
prismatico che diffonde la luce in modo omogeneo  
nell'ambiente.*

**Wall/ ceiling**

AP/PL 45

**Dimensions**

Ø48 DPT 10 cm

**Diffuser**glass with multi-layer silkscreened decor/ vetro  
con decoro serigrafato multistrato**Structure**

prismatic PMMA/ PMMA prismatico





| DROP PL 45 e DROP PL 60

**Wall/ ceiling**  
AP/PL 45/60

**Dimensions**  
Ø48/62.5 DPT 10 cm

**Diffuser**  
glass with multi-layer silkscreened decor/ vetro  
con decoro serigrafato multistrato

**Structure**  
prismatic PMMA/ PMMA prismatico

**Wall Mirror**

AP 45

**Dimensions**

Ø48 DPT 10 cm

**Diffuser**

glass mirror with sandblasted band/ vetro  
specchio con fascia sabbata

**Structure**

prismatic PMMA/ PMMA prismatico

# DROP MIRROR

design | Brian Rasmussen

new

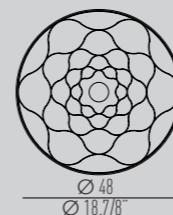
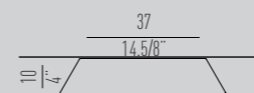
The DROP WALL MIRROR version replaces the silkscreened glass plate with a mirror. The mirror has a sandblasted band which is illuminated from behind. The lamp also illuminates laterally through the prismatic PMMA structure.

*La versione DROP MIRROR APPLIQUE sostituisce la lastra in vetro serigrafato con uno specchio. Lo specchio ha un bordo sabbata che lascia passare l'illuminazione retrostante. La lampada si illumina anche lateralmente attraverso la struttura in PMMA prismatico.*



# DROP

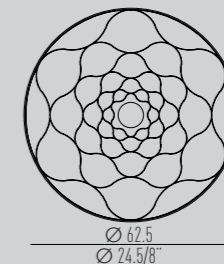
collection



APPLIQUE/CEILING 45

F CE IP 40

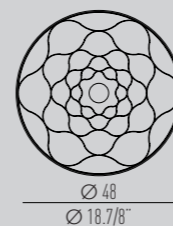
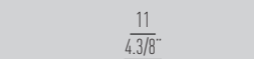
Lamp / 6X E27 SUITABLE FOR LED LAMPS



APPLIQUE/CEILING 60

F CE IP 40

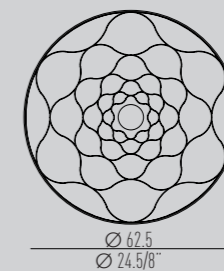
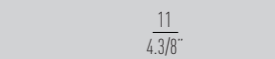
Lamp / 6X E27 SUITABLE FOR LED LAMPS



SUSPENSION 45

F CE IP 20

Lamp / 6X E27 SUITABLE FOR LED LAMPS

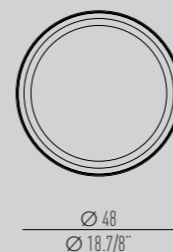
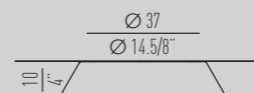


SUSPENSION 60

F CE IP 20

Lamp / 6X E27 SUITABLE FOR LED LAMPS



## DROP MIRROR



APPLIQUE 45

F CE IP 40

Lamp / 6 x E27 SUITABLE FOR LED LAMPS



APPLIQUE 60

F CE IP 40


Lamp / 6 x E27 SUITABLE FOR LED LAMPS

### STRUCTURE / MONTATURA



Prismatic thermoformed PMMA / PMMA prismatico termoformato

### GLASS / VETRO




Multi-layer silkscreened flat panel glass / vetro piano con multistrato serigrafato



Mirror glass with sandblasted band / specchio con bordo sabbato

# ECLISSE

*design | Brian Rasmussen*





The metal profile draws geometric shapes: circle, oval, line and rectangle.  
 The internal LED strip enlightens the crystal drops on scenic stage.  
 The various lengths of the drops give a dynamic design.

*Il profilo di metallo disegna forme geometriche: cerchio, ovale, linea e rettangolo.  
 Lo strip LED collocato all'interno illumina le calate di cristallo in mode scenico.  
 Le varie lunghezze delle calate donano un design in movimento.*

**Suspension**  
 SO 100/50

**Dimensions**  
 Ø100/ 50 H30 cm

**Diffuser**  
 clear crystal pendants/  
 pendenti in cristallo trasparenti

**Structure**  
 bronze finish/ finitura bronzo





The various sizes of the ECLISSE collection allows you to create different compositions.

*Le diverse misure della collezione ECLISSE danno la possibilità di creare varie composizioni.*



#### Suspension

COMPO 150

#### Dimensions

Ø150/100/50 total H90 cm

#### Diffuser

clear crystal pendants/ pendenti in cristallo  
trasparenti

#### Structure

bronze finish/ finitura bronzo



**Suspension**  
SO 150

**Dimensions**  
Ø150 H30 cm

**Diffuser**  
clear crystal pendants/  
pendenti in cristallo trasparenti

**Structure**  
bronze finish/ finitura bronzo



**Suspension**  
SO OVAL 120x40

**Dimensions**  
120x40 H30 cm

**Diffuser**  
clear crystal pendants/  
pendenti in cristallo trasparenti

**Structure**  
brushed gold/ oro spazzolato



**Wall**  
AP

**Dimensions**  
W30 H30 DPT15 cm

**Diffuser**  
clear crystal pendants/  
pendenti in cristallo trasparenti

**Structure**  
bronze finish/ finitura bronzo

**Suspension**

CUSTOM L290

**Dimensions**

L290 H30 cm

**Diffuser**clear crystal pendants/  
pendenti in cristallo trasparenti**Structure**matt black RAL 9005/  
nero opaco RAL 9005**Wall**

CUSTOM AP

dimensions

W30 H60 DPT15 cm

finishing

brushed gold/ oro spazzolato

The ECLISSE collection is suitable to customize production; both for what concerns size of structure as well as length of drops.

*La collezione ECLISSE si presta a soluzioni personalizzabili sia per quanto riguarda la dimensione della struttura che le lunghezze delle calate.*

Private House, Porto, Portugal.  
Sabrab Architecture



Restaurant Doppio Gusto, Zurich, Switzerland. Martinuzzi Interiors.



Dolce by Tintolino, Belgrade, Serbia

# ECLISSE GLASS

*design | Brian Rasmussen*





## frozen **DROPS** of GLASS

The ECLISSE GLASS version introduces itself in a simple and linear look with its glass rods rigadin ritorto.

*La versione ECLISSE GLASS si presenta semplice e lineare con le sue canne in vetro rigadin ritorto. Le 4 lunghezze delle canne creano un gioco geometrico di sfumatura.*

**Suspension**  
SO 100

**Dimensions**  
Ø100 H30 cm

**Diffuser**  
clear glass rods/  
canne in vetro trasparente

**Structure**  
brushed gold/ oro spazzolato







**Suspension**  
S0 50

**Dimensions**  
Ø50 H30 cm

**Diffuser**  
clear & amber glass rods/  
canne in vetro trasparente e ambra

**Structure**  
brushed bronze/ bronzo spazzolato



The glass rods are available in 2 colours:  
clear and amber.

*Le canne in vetro sono disponibili in due colori:  
trasparente e ambra.*

# ECLISSE

**Suspension**  
SO OVAL 120x40

**Dimensions**  
120x40 H30 cm

**Diffuser**  
clear crystal pendants/  
pendenti in cristallo trasparente

**Structure**  
brushed gold/ oro spazzolato




**Suspension**  
SO RE 120

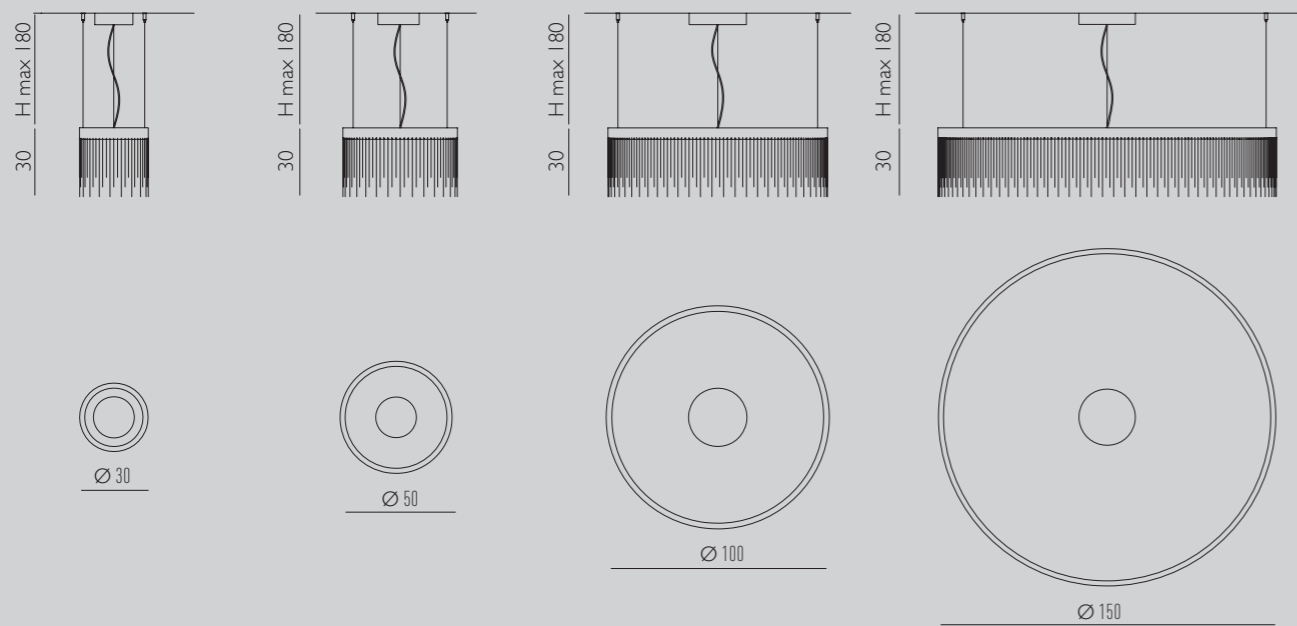
**Dimensions**  
120 H40 cm

**Diffuser**  
clear glass rods/  
canne in vetro trasparente

**Structure**  
brushed gold/ oro spazzolato



# ECLISSE GLASS



**SUSPENSION 30**



Lamp / 21W LED 3000°K  
2.085 LM

**SUSPENSION 50**



Lamp / 46W LED 3000°K  
4.540 LM

**SUSPENSION 100**

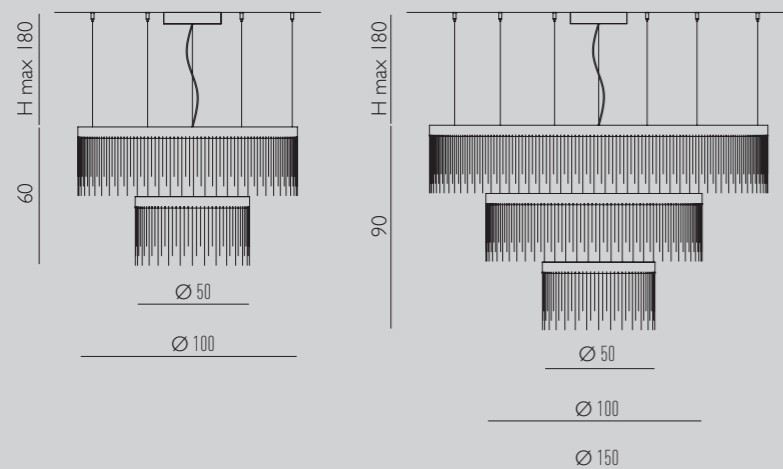


Lamp / 46W LED 3000°K  
4.540 LM

**SUSPENSION 150**



Lamp / 70W LED 3000°K  
6.920 LM



**SUSPENSION COMPO 100**

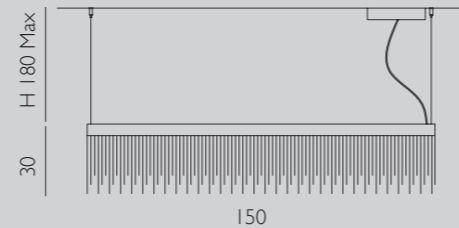


Lamp / 67W LED 3000°K  
6.625 LM

**SUSPENSION COMPO 150**



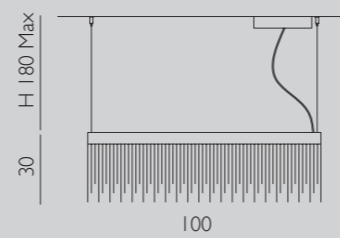
Lamp / 137W LED 3000°K  
13.545 LM



**SUSPENSION LIN 150**



Lamp / 15,6W LED 3000°K  
1544 LM



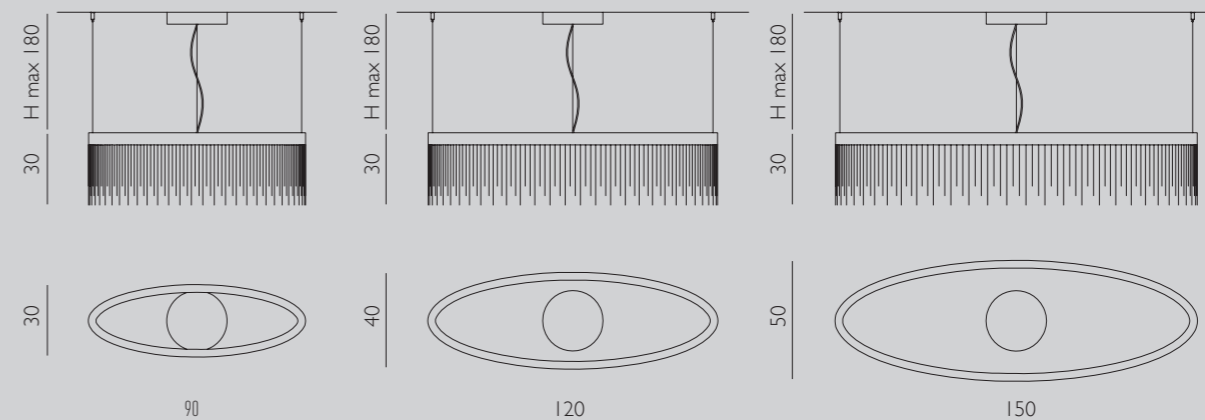
**SUSPENSION LIN 100**



Lamp / 23W LED 3000°K  
2277 LM

# ECLISSE & ECLISSE GLASS

collection



**SUSPENSION OVAL 90x30**



Lamp / 29W LED 3000°K  
2.810 LM

**SUSPENSION OVAL 120x40**

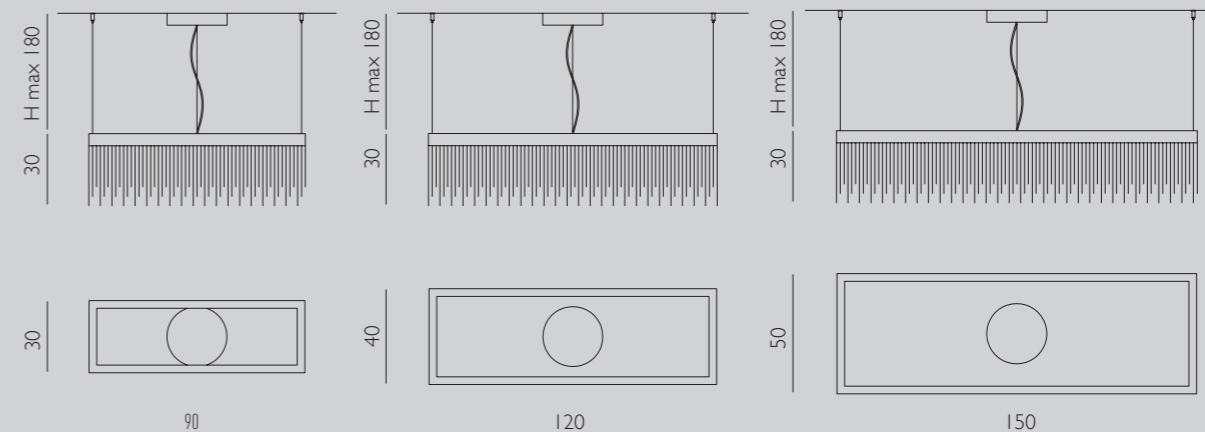


Lamp / 39W LED 3000°K  
3.861 LM

**SUSPENSION OVAL 150x50**



Lamp / 50W LED 3000°K  
4.895 LM



**SUSPENSION RE 90x30**



Lamp / 35W LED 3000°K  
3.397 LM

**SUSPENSION RE 120x40**

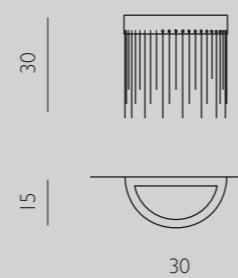


Lamp / 45W LED 3000°K  
4.478 LM

**SUSPENSION RE 150x50**



Lamp / 58W LED 3000°K  
5.715 LM



**APPLIQUE**



Lamp / 7W LED 3000°K  
695 LM

## STRUCTURE / MONTATURA



## MATERIAL

metal structure &  
crystal pendants

struttura in metallo e  
pendenti in cristallo

\* Custom colours on demand: call for a quotation. symbols  
Colori personalizzabili su richiesta: chiama per quotazione.

# ECLISSE TWISTER

*design | Brian Rasmussen*

**HYPNOTIZED** BY the BEAUTY



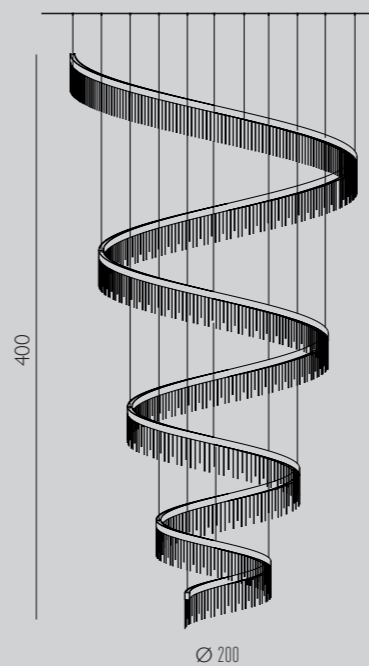
The ECLISSE TWISTER conquers even the largest spaces.  
The modularity of the product allows you to create installations of an infinite number of sizes and shapes.  
The beauty of the luminous spiral fascinates the viewer.

*The ECLISSE TWISTER conquista anche gli spazi più ampi.  
La modularità del prodotto permette di creare installazioni di un'infinità di ingombri e forme.  
La bellezza della spirale luminosa affascina lo spettatore.*



# ECLISSE TWISTER

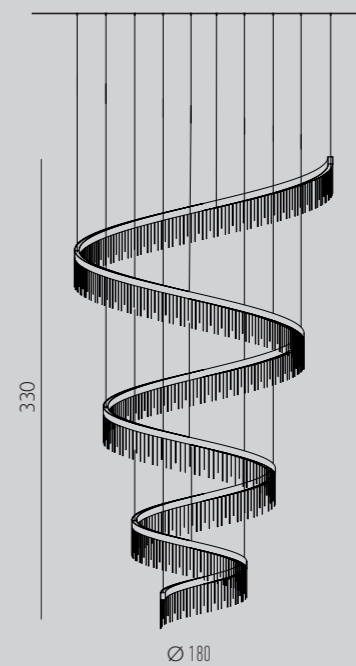
collection



**SUSPENSION TWISTER 200**

F CE IP 20

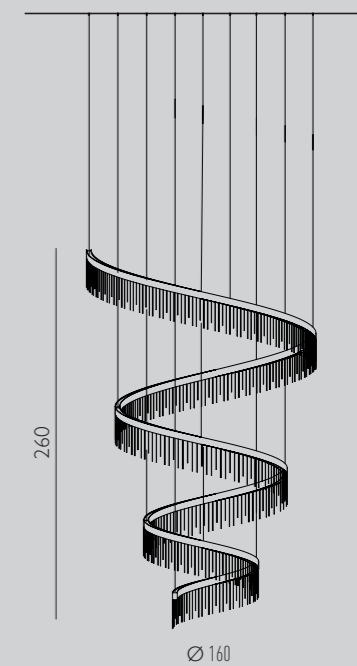
Lamp / 255W LED 3000°K  
24.970 LM



**SUSPENSION TWISTER 180**

F CE IP 20

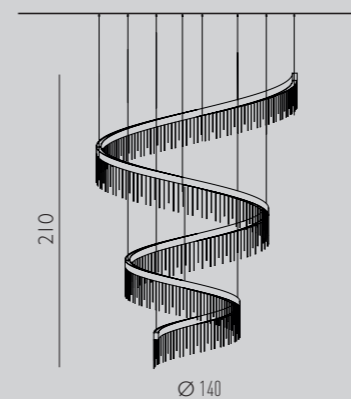
Lamp / 205W LED 3000°K  
20.170 LM



**SUSPENSION TWISTER 160**

F CE IP 20

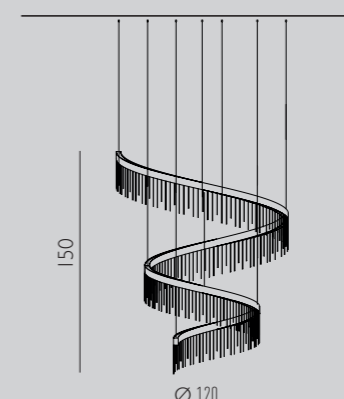
Lamp / 162W LED 3000°K  
15.850 LM



**SUSPENSION TWISTER 140**

F CE IP 20

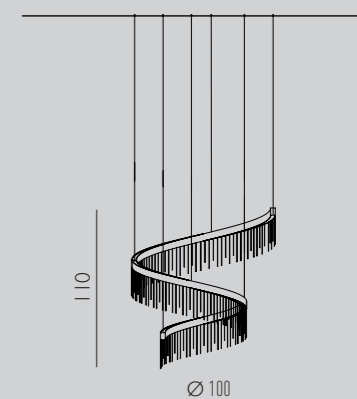
Lamp / 123W LED 3000°K  
12.000 LM



**SUSPENSION TWISTER 120**

F CE IP 20

Lamp / 88W LED 3000°K  
8.640 LM

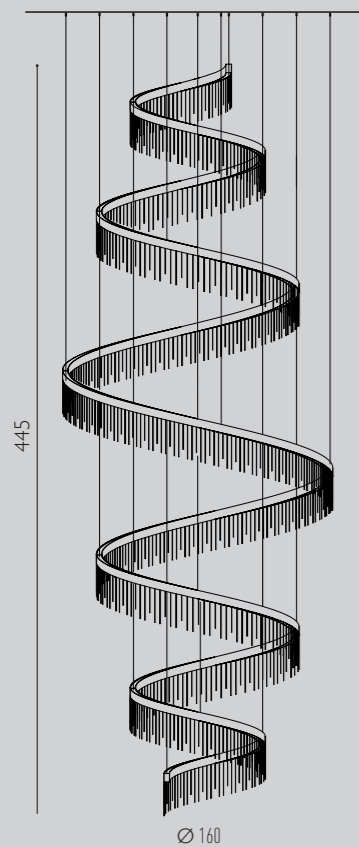


**SUSPENSION TWISTER 100**

F CE IP 20

Lamp / 59W LED 3000°K  
5.760 LM

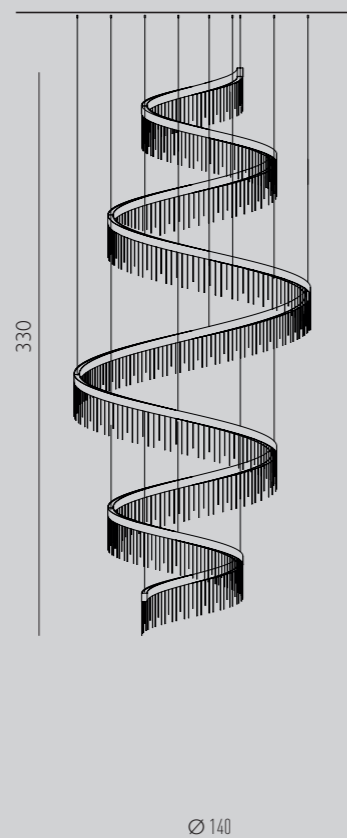
# ECLISSE TWISTER DOUBLE



**SUSPENSION TWISTER DOUBLE 160**

F CE IP 20

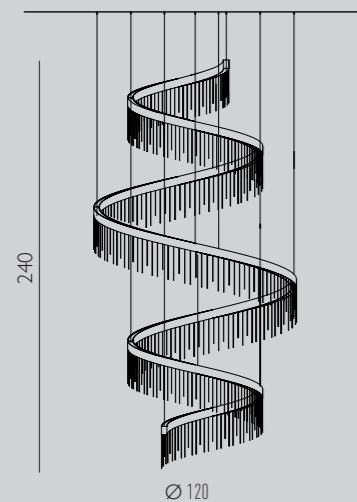
Lamp / 284W LED 3000°K  
27.850 LM



**SUSPENSION TWISTER DOUBLE 140**

F CE IP 20

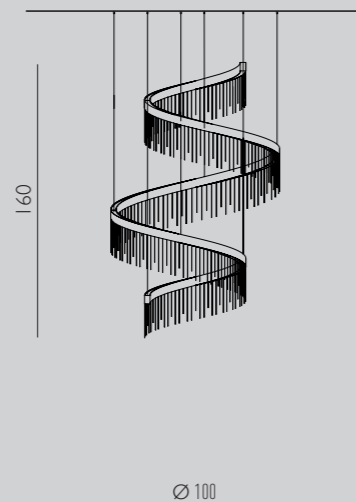
Lamp / 210W LED 3000°K  
20.650 LM



**SUSPENSION TWISTER DOUBLE 120**

F CE IP 20

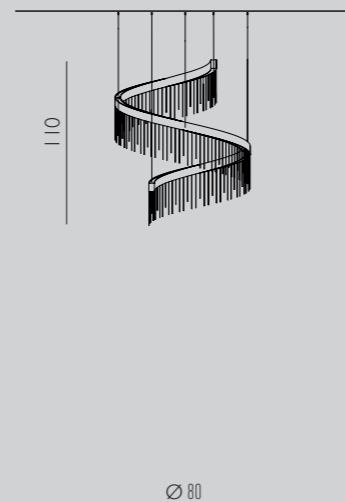
Lamp / 147W LED 3000°K  
14.410 LM



**SUSPENSION TWISTER DOUBLE 100**

F CE IP 20

Lamp / 93W LED 3000°K  
9.120 LM

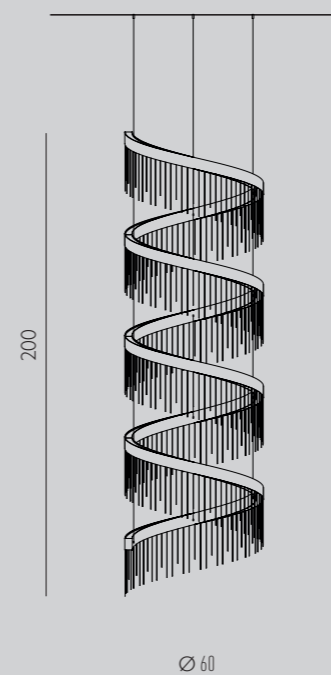


**SUSPENSION TWISTER DOUBLE 80**

F CE IP 20

Lamp / 49W LED 3000°K  
4.800 LM

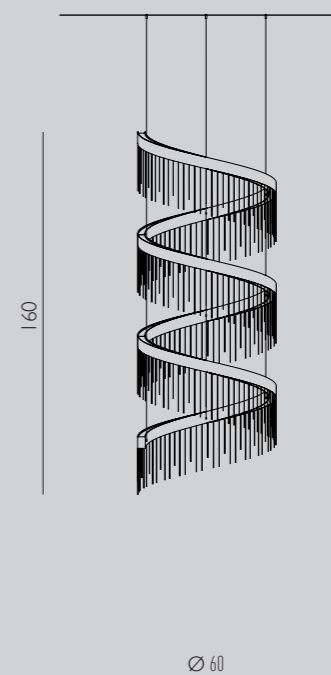
# ECLISSE TWISTER COLUMN



**SUSPENSION TWISTER COLUMN 60 H 200**

F CE IP 20

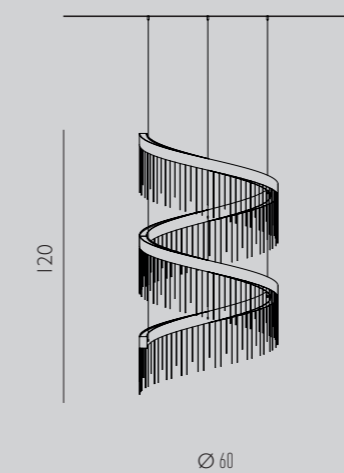
Lamp / 118W LED 3000°K  
11.530 LM



**SUSPENSION TWISTER COLUMN 60 H 180**

F CE IP 20

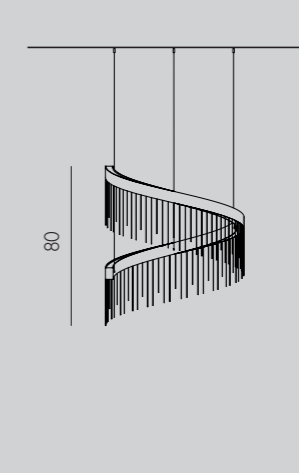
Lamp / 88W LED 3000°K  
8.650 LM



**SUSPENSION TWISTER COLUMN 60 H 120**

F CE IP 20

Lamp / 89W LED 3000°K  
5.760 LM



**SUSPENSION TWISTER COLUMN 60 H 80**

F CE IP 20

Lamp / 29W LED 3000°K  
2.880 LM

## STRUCTURE / MONTATURA

-  brushed gold / oro spazzolato
-  bronze / bronzo
-  black / nero RAL 9005

## MATERIAL

metal structure & crystal pendants

struttura in metallo e pendenti in cristallo

\* Custom colours on demand: call for a quotation. symbols  
Colori personalizzabili su richiesta: chiama per quotazione.



# ECLISSE TUBE

design | Brian Rasmussen

ECLISSE TUBE makes the ECLISSE collection even more versatile allowing to create various compositions. Furthermore, the wall sconce, with double light emission, completes the functionality of this family.

*ECLISSE TUBE rende la collezione ECLISSE ancora più versatile permettendo la creazione di varie composizioni. Inoltre la versione da parete, con la doppia emissione luminosa, completa la funzionalità della serie.*





**Wall**  
AP

**Dimensions**  
Ø6 H32 DPT 8 cm

**Diffuser**  
clear crystal pendants/  
pendenti in cristallo trasparenti

**Structure**  
matt black RAL 9005/  
nero opaco RAL 9005

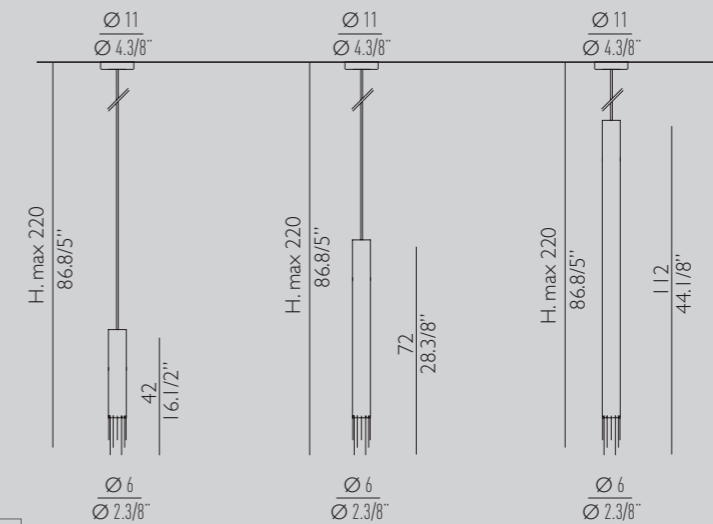


The wall sconce has double light emission  
creating a characteristic light effect on the surrounding

*L'applique ha la doppia emissione luminosa creando  
un effetto caratteristico sulla parete circostante.*

# ECLISSE TUBE

collection

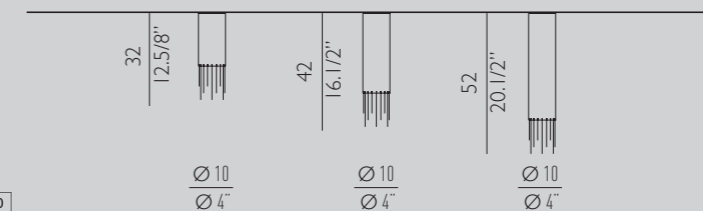


## SUSPENSION



Lamp / 1 X GU10

SUITABLE FOR LED LAMPS



## CEILING

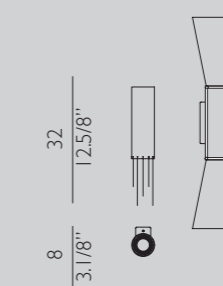



Lamp / 1 X E27

SUITABLE FOR LED LAMPS



Double light emission.  
*Doppia emissione luminosa.*



## APPLIQUE



Lamp / 1 X E27

SUITABLE FOR LED LAMPS

## STRUCTURE / MONTATURA

-  brushed gold / oro spazzolato
-  bronze / bronzo
-  black / nero RAL 9005


## MATERIAL

metal structure &  
crystal pendants

struttura in metallo e  
pendenti in cristallo

# FRAME

*design | Brian Rasmussen*





**Suspension**  
ESAGNON 30

**Dimensions**  
Ø70 H7 cm

**Diffuser**  
clear PMMA/  
PMMA trasparente

**Structure**  
matt platinum/  
platino opaco



**Suspension**  
COMPO 30x90

**Dimensions**  
L90 W30 H7 cm

**Diffuser**  
clear PMMA/  
PMMA trasparente

**Structure**  
white RAL 9010/  
bianco RAL 9010



**Suspension**  
OTTAGONO 30

**Dimensions**  
Ø90 H7 cm

**Diffuser**  
clear PMMA/  
MMA trasparente

**Structure**  
dove RAL 1019/  
tortora RAL 1019



Signs and drawings of light.

The linear LED light-source is the soul of this range: quality of light, minimal size and modularity. The extruded aluminium profile which contains the light-source is both a decorative and a structural element.

*Segni e di-segni di luce  
La sorgente luminosa lineare  
a LED, è l'anima della collezione:  
qualità della luce, ingombro  
minimo e modulare.  
Il profilo estruso in alluminio,  
in cui alloggia il LED,  
diventa sia elemento decorativo  
che strutturale.*



**Suspension**

COMPO MIX 30X180

**Dimensions**

W 36 x L 195 x H 7cm

**Diffuser**clear PMMA/  
MMA trasparente**Structure**platinum finish/  
finitura platino

The multi configuring lamp  
The corner elements 90°, 120° e 135° angle allow you to created  
square, rectangular, hexagonal and  
octagonal shapes plus many others.

*La lampada componibile  
I giunti angolare a 90°, 120° e 135°  
permettono di ottenere forme quadrate,  
rettangolari, esagonali, ottagonali  
e altre fantasiose composizion*


**Suspension**

STELLA

**Dimensions**

Ø170 H7 cm

**Diffuser**clear PMMA/  
MMA trasparente**Structure**gold finish/  
finitura oro



**Suspension**  
COMPO 30x120

**Dimensions**  
L120 W30 H7 cm

**Diffuser**  
clear PMMA/  
PMMA trasparente

**Structure**  
dove RAL 1019/  
tortora RAL 1019

The light is filtered by an opal PMMA profile that illuminates the underside of the fixture, giving the impression that the light beam is levitating. The different lengths of profile and the flexibility of the joining blocks make this range modular and easy to personalize.

*La luce che viene filtrata dal profilo in PMMA ne illumina la parte inferiore satinata, dando l'illusione che la fascia luminosa sia sospesa e galleggi nel vuoto. Le diverse dimensioni dei profili, e la flessibilità degli incastri, rendono l'oggetto modulare e personalizzabile.*

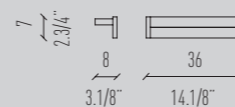


# FRAME

collection

## APPLIQUE 30

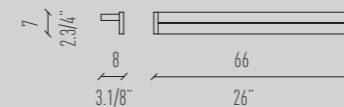
F CE IP 20



Lamp / 5W LED 3000K 720LM

## APPLIQUE 60

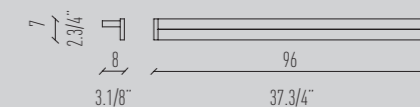
F CE IP 20



Lamp / 10W LED 3000K 720LM

## APPLIQUE 90

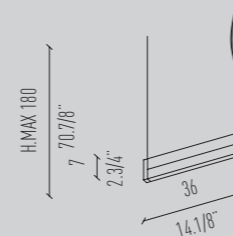
F CE IP 20



Lamp / 14W LED 3000K 720LM

## SUSPENSION LIN 30

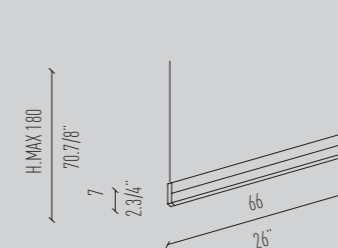
F CE IP 20



Lamp / 5W LED 3000K 720LM

## SUSPENSION LIN 60

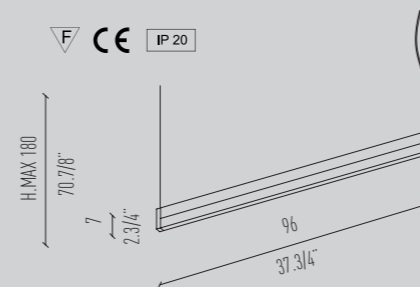
F CE IP 20



Lamp / 10W LED 3000K 720LM

## SUSPENSION LIN 90

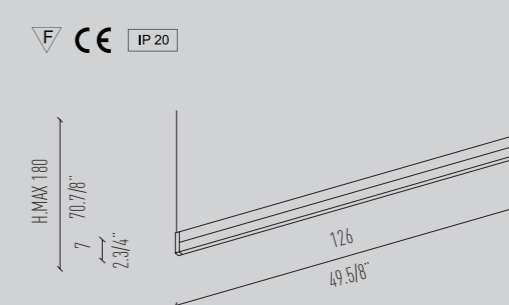
F CE IP 20



Lamp / 14W LED 3000K 720LM

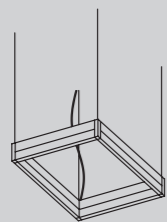
## SUSPENSION LIN 120

F CE IP 20



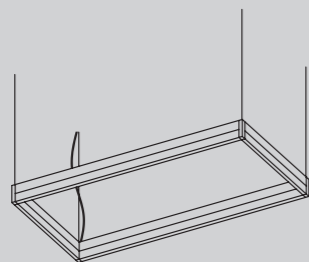
Lamp / 19W LED 3000K 720LM

COMPO 30X30



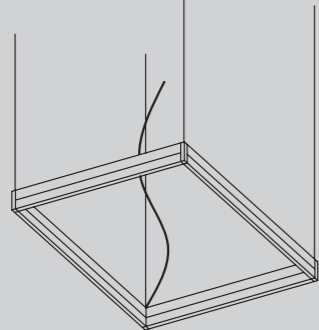
Lamp / 19W LED 3000K 2880LM

COMPO 30X90



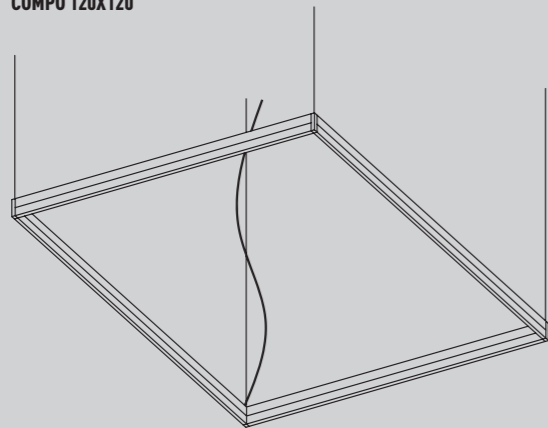
Lamp / 38W LED 3000K 5760LM

COMPO 60X60



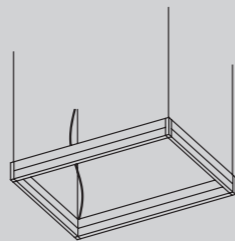
Lamp / 38W LED 3000K 5780LM

COMPO 120X120



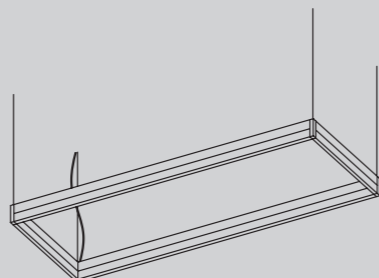
Lamp / 77W LED 3000K 11520LM

COMPO 30X60



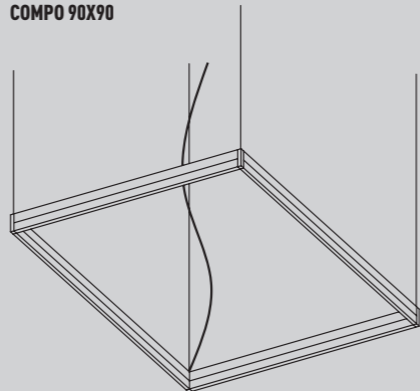
Lamp / 29W LED 3000K 4320LM

COMPO 30X120



Lamp / 48W LED 3000K 7200LM

COMPO 90X90

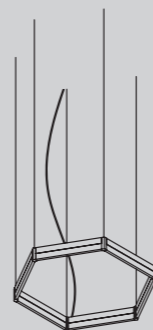


Lamp / 58W LED 3000K 8640LM

# FRAME

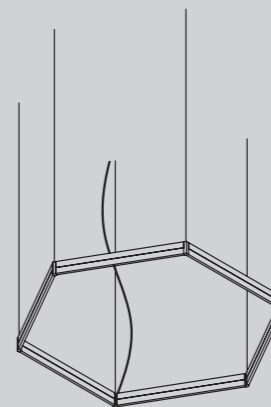
collection

COMPO ESAGONO 30 - Ø 70



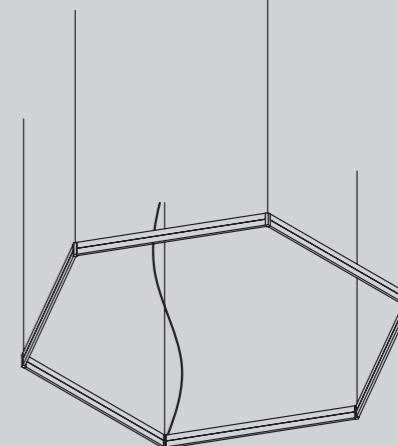
Lamp / 29W LED 3000K 4320LM

COMPO ESAGONO 60 - Ø 130



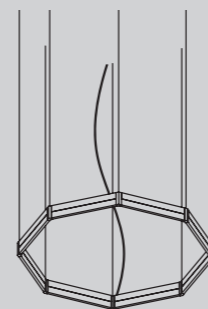
Lamp / 56W LED 3000K 8640LM

COMPO ESAGONO 90 - Ø 190



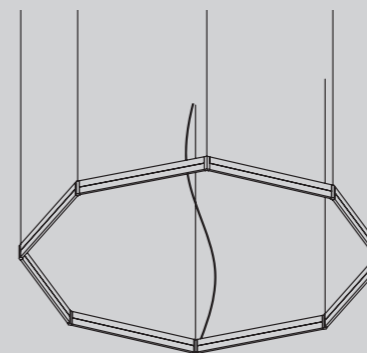
Lamp / 83W LED 3000K 12960LM

COMPO OTTAGONO 30 - Ø 90



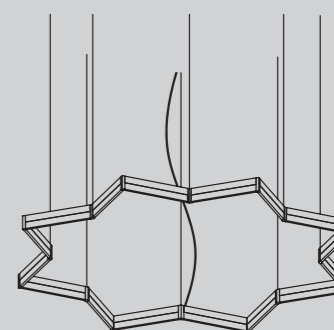
Lamp / 39W LED 3000K 5760LM

COMPO OTTAGONO 60 - Ø 170



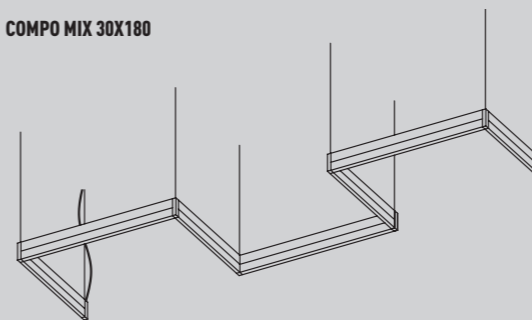
Lamp / 79W LED 3000K 11520LM

COMPO STELLA Ø 170



Lamp / 79W LED 3000K 11520LM

COMPO MIX 30X180



Lamp / 48W LED 3000K 7200LM

## MATERIAL

aluminium and PMMA  
alluminio e PMMA

## DIFFUSER/DIFFUSORE



clear PMMA  
/ PMMA trasparente

## STRUCTURE / MONTATURA



platinum finish  
/ finitura platino



gold finish  
/ finitura oro



white RAL 9010  
/ bianco RAL 9010



black  
/ nero RAL 9005



dove RAL 1019  
/ tortora RAL 9005





# GHALIA

*design | Manuel Borri*

**Suspension**

SO 1L

**Dimensions**

Ø10 H20 cm

**Diffuser**clear glass/  
vetro trasparente**Structure**brushed gold/  
oro spazzolato**crystalized light**

The multi facet surface of the clear glass element creates an infinite refraction of light.

The structure of the pressed glass element underlines an object of the highest quality.

**Luce cristallizzata**

*La sfaccettatura dell'elemento in vetro trasparente crea una rifrazione infinita di luce.*

*La consistenza del vetro pressato mostra un oggetto di altissima qualità*

**Ceiling**

PL 6L

**Dimensions**

Ø56 H90 cm

**Diffuser**clear glass/  
vetro trasparente**Structure**brushed gold/  
oro spazzolato




**Ceiling**  
COMPO 6L

**Dimensions**  
Ø62 H max 160 cm

**Diffuser**  
clear glass/  
vetro trasparente

**Structure**  
brushed gold/  
oro spazzolato



new


**Recessed Ceiling**  
1L

**Dimensions**  
Ø10 H 9 cm


**Diffuser**  
clear glass/  
vetro trasparente

**Structure**  
brushed gold/  
oro spazzolato

brilliant **DIAMONDS** on the CEILING



Nakheel Mall - Dubai  
1.200 GHALIA glass elements Ø 12 m



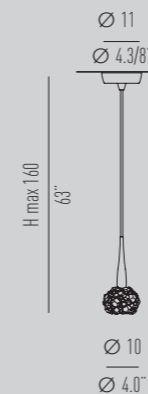
Pearl's Wave Project - Doha



Index - Dubai  
290 GHALIA glass elements Ø 2,5 m H 2 m

# GHALIA

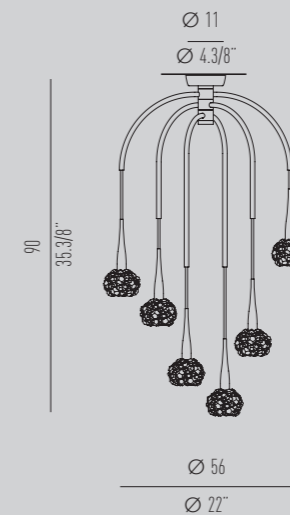
collection



**SUSPENSION 1L**



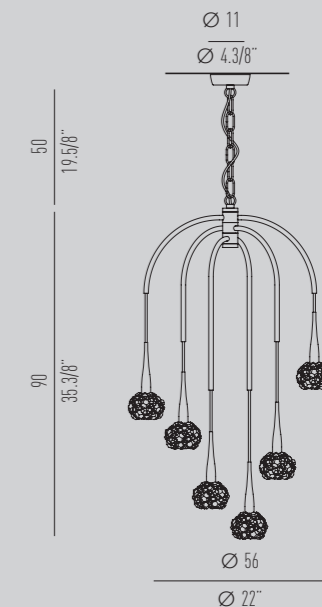
Lamp / 1 X G9 LED



**CEILING 6L**



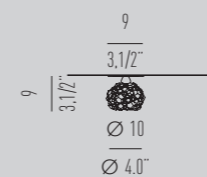
Lamp / 6 X G9 LED



**SUSPENSION 6L**



Lamp / 6 X G9 LED




**CEILING 1L**



Lamp / 1 X G9 LED

**STRUCTURE / MONTATURA**



brushed gold / oro spazzolato

**GLASS / VETRO**




crystal / cristallo

**STRUCTURE**

metal structure and glass  
struttura in metallo e vetro

Multiple elements with relative canopies and accessories available on the catalog.  
Composizioni multiple con relativi rosoni e accessori consultabili sul catalog.





#### Cone of light.

The slow process of transformation of a tubular metal section to a slim and tapered cone, seems to attribute to the light-source the act of freezing the beam of light into a solid object. The accurate perfection of the surface, the specific weight and substance of the material, in contrast with the apparent fragility of the product, testify the value of the workmanship, all made in Italy. Last but not least, the varying color options, give the product an elegant and contemporary character.

#### *Cono di luce.*

*Il lento processo di trasformazione di un elemento tubolare in ferro in un cono dalla forma affusolata e snella, sembra voler attribuire alla luce l'atto di aver congelato e reso solido un fascio luminoso. L'accurata levigatezza della superficie, il peso specifico e la sostanza del materiale, in contrasto con l'apparente esilità dell'oggetto, testimoniano il grande valore della lavorazione rigorosamente made in Italy. Infine, la svariata gamma di colorazioni, in cui è disponibile la lampada, ne conferisce un carattere elegante e contemporaneo.*



#### Suspension

SO 1L

#### Dimensions

Ø7 H78 cm

#### Diffuser & structure

brushed gold/ oro spazzolato  
brushed platinum/ platino spazzolato  
brushed burnished/ brunito spazzolato  
matt black RAL 9005/ oro opaco RAL 9005



Metal conical tube.  
available in: brushed gold, brushed platinum, brushed burnished and matt black  
RAL 9005.  
Plated metal cord grip GU10 LED for direct light.

*Tubo in metallo conificato.  
nelle finiture: oro spazzolato, platino spazzolato, brunito spazzolato e nero opaco RAL 9005.  
Particolare blocca cavo in metallo tornito ricavato dal pieno.  
Sorgente LED attacco GU10 con emissione di luce diretta.*

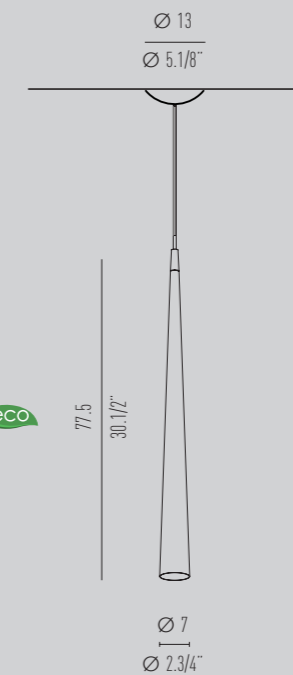
# 10

collection

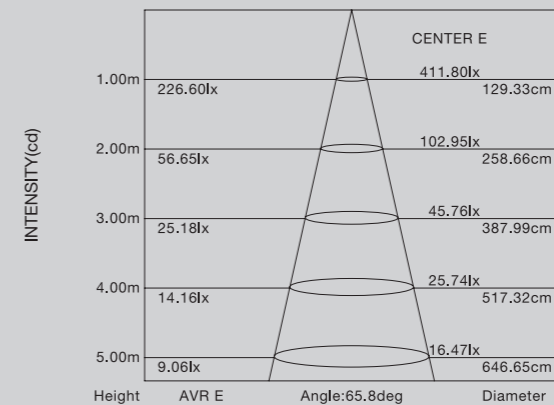
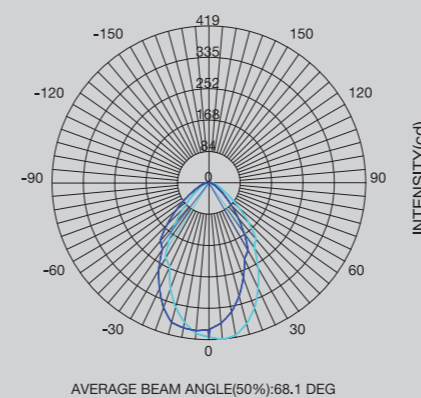
## SUSPENSION



Lamp / 1 X 7W LED GU10  
3000°K LM450



## PHOTOMETRIC TEST SO



Multiple elements with relative canopies and accessories available on the catalyst.  
Composizioni multiple con relativi rosoni e accessori consultabili sul catalyst.

## METAL/METALLO



# ITASHADES

*design | Lorenzo Bertocco*





The lampshade with a more contemporary take. Technological innovation has made it possible for us to move the light-source from the center of a lamp to its perimeter. This simple opportunity has given us the chance to create a new archetype for the traditional lampshade, a very low profile and a very lightweight look as the center of the shade can be hollow and freed of all technical limitations previously imposed by lamp technology. The result is an object that is distinguished by its simplicity and purity that declares its hi-tech personality once illuminated.

*Il paralume rivisitato in chiave contemporanea  
L'innovazione tecnologica ha reso possibile lo spostamento della sorgente luminosa dal centro della lampada al perimetro della stessa. Questo semplice gesto ha dato forma a un nuovo archetipo del classico paralume in tessuto di altezza molto contenuta in cui il centro viene liberato da qualsiasi elemento tecnico. Il risultato è un oggetto che si distingue per la sua semplicità e purezza formale che dichiara il suo carattere hi-tech una volta illuminato.*

All models have a prismatic PMMA cover.

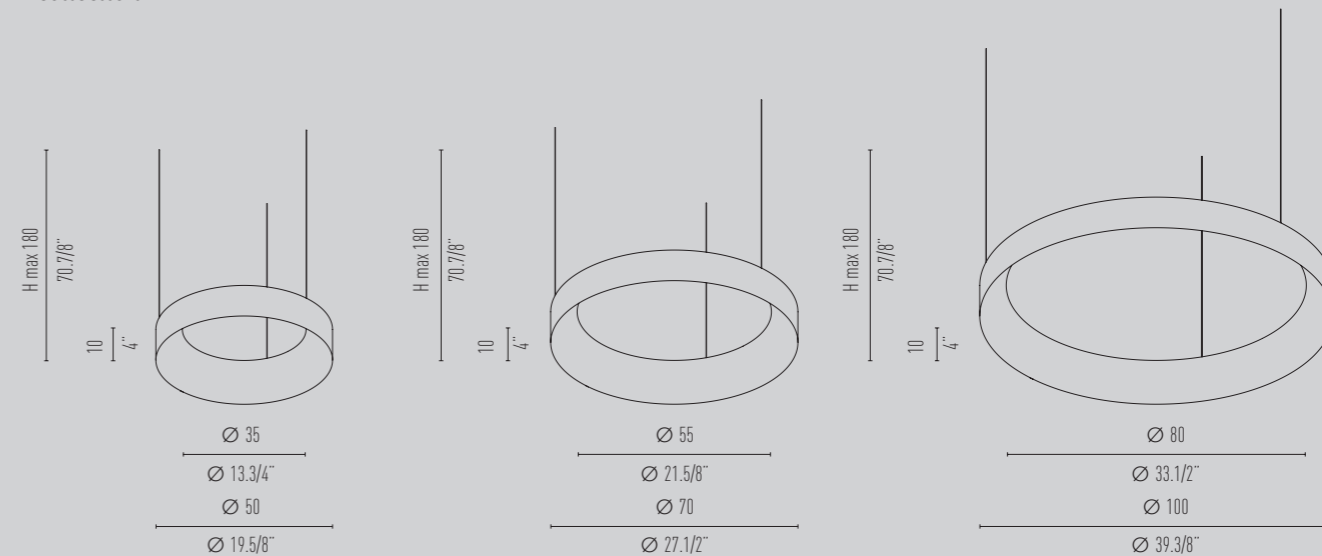
This element shields the light source and diffuses the light uniformly upwards, it also prevents dust accumulating in the fitting.

*Tutti i modelli, hanno una copertura in PMMA prismatico. Questo elemento oltre a chiudere la parte superiore della lampada impedendo che si accumuli lo sporco, schermo la sorgente luminosa e diffonde la luce in modo uniforme verso l'alto.*



# ITASHADES

collection



## SUSPENSION CY 50



Lamp / 24W LED 3000°K LM3390

## SUSPENSION CY 70

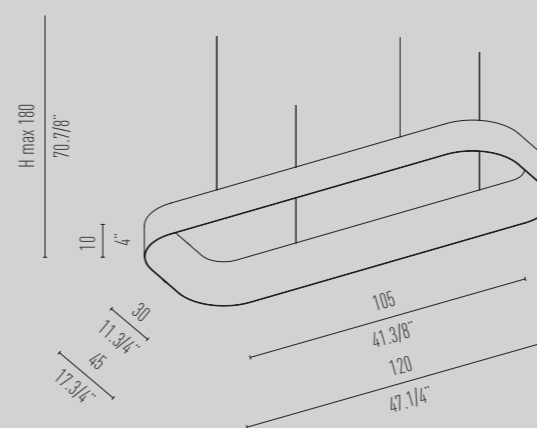


Lamp / 34W LED 3000°K LM4750

## SUSPENSION CY 100



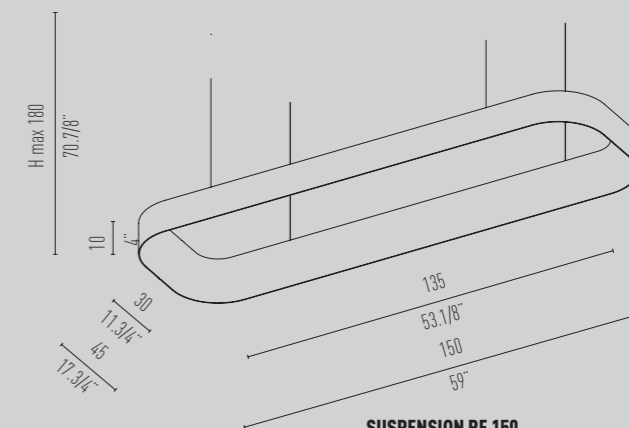
Lamp / 48W LED 3000°K LM6690



## SUSPENSION RE 120



Lamp / 48W LED 3000°K LM7130



## SUSPENSION RE 150



Lamp / 56W LED 3000°K LM8430

## FABRIC / TESSUTO



## MATERIAL

metal structure and fabric cover in prismatic PMMI  
struttura in metallo e tessuto copertura in PMMA prismatico



# LIMELIGHT

*design | Lorenzo Bertocco*



Deconstructed chandelier.  
Transparent blown glass candles and cups in casted glass  
available in four finishes: Transparent, white, black and smoked.  
Light source positioned on the ceiling.

*Lampadario destrutturato.  
Candele in vetro soffiato trasparente e tazzine in vetro  
brillante stampato disponibile in quattro finiture:  
Trasparente, bianco, nero e fumé.  
Sorgente luminosa posizionata a soffitto.*



**Ceiling**  
28.6

**Dimensions**  
Ø85 H max 150 cm

**Diffuser**  
black & transparent glass/  
nero e trasparente vetro

**Structure**  
polished steel/  
acciaio lucido



A cup, a candle and a steel wire with gripper – these are the parts you can compose an infinite variety of installations with.

*Una tazzina, una candela e un cavo d'acciaio con gripper – ecco i componenti con i quali si può creare un'infinità di installazioni.*

#### Ceiling

1.1  
dimensions  
Ø11 H max 150 cm

#### Diffuser

transparent glass/ vetro trasparente

#### Structure

chrome metal/ metallo cromato





**Ceiling**  
12.4

**Dimensions**  
Ø65 H max 150 cm

**Diffuser**  
transparent glass/  
vetro trasparente

**Structure**  
polished steel/  
acciaio lucido



**Ceiling**

custom 60.28

**Dimensions**

Ø200 H max 150 cm

**Diffuser**white & trasparente glass/  
bianco e trasparente vetro



LIGHT 4 - Showroom - Treviso Italy



CeciliaEmme - Ravenna Italy



Salone del Mobile - Milan Italy



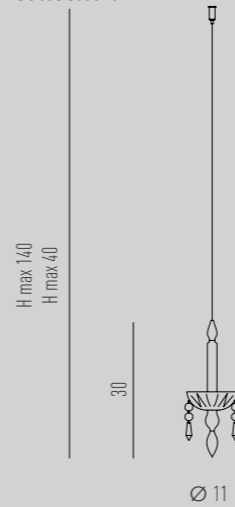
Historical archive of the cathedral of Milan Italy

MODULARITY **VERSATILITY** creativity

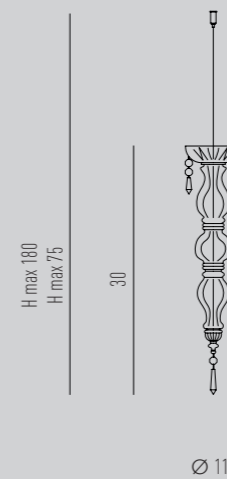


# LIMELIGHT

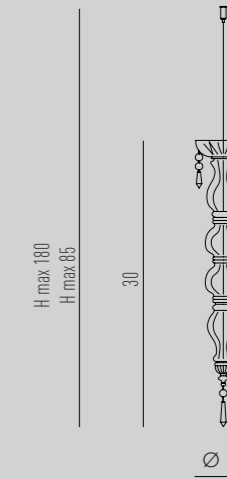
collection



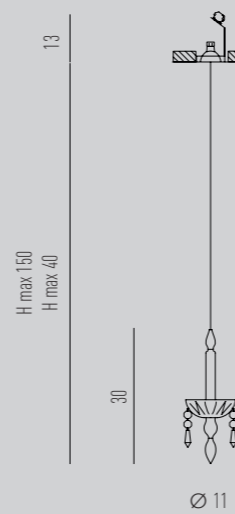
SUSPENSION KIT 1



SUSPENSION KIT 2



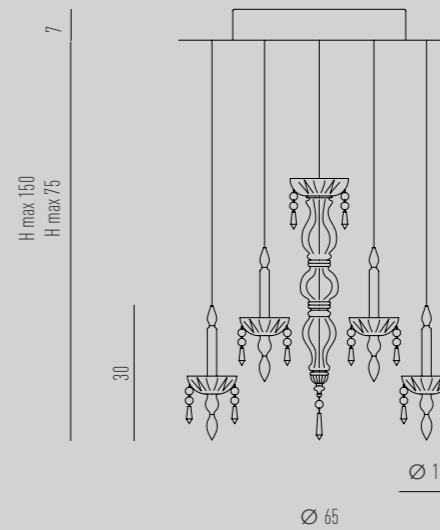
SUSPENSION KIT 3



SUSPENSION 1.1



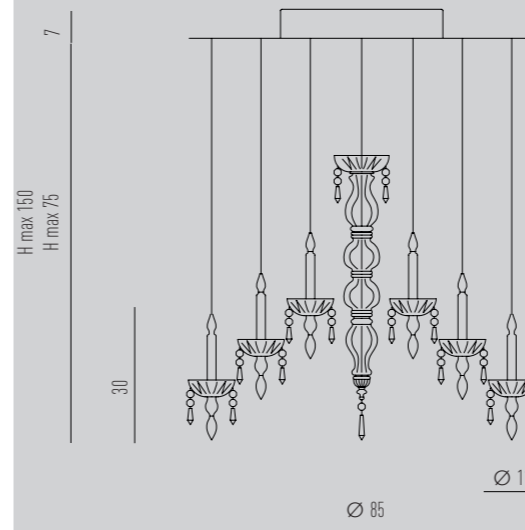
Lamp / 1xGU10 LED



SUSPENSION 12.4



Lamp / 4xGU10 LED



SUSPENSION 28.6



Lamp / 6xGU10 LED



clear / trasparente

white / bianco



black / nero

smokey grey / fumè


# LUNARDA

*design | Alessandro Lenarda*



The moonlight  
Crescent moon – falling moon.  
Rotate your lamp according to your mood ...

*La luce della Luna  
Luna calante – luna crescente.  
Ruota la tua lampada secondo il tuo umore...*



**Wall**  
AP 35/ AP 60

**Dimensions**  
Ø32/ 54 DPT 7 cm

**Diffuser**  
Matt Gold/Oro Opaco  
matt black RAL 9005/  
oro opaco RAL 9005

**Structure**  
matt white RAL 9010/  
bianco opaco RAL 9010



**Wall**  
AP 35


**Dimensions**  
Ø32 DPT 7 cm

**Diffuser**  
matt white RAL 9010/  
bianco opaco RAL 9010

**Structure**  
matt white RAL 9010/  
bianco opaco RAL 9010

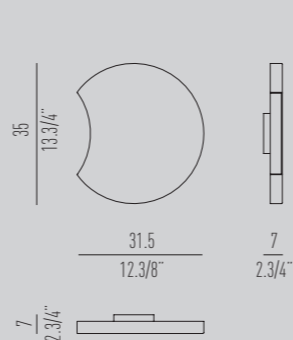
Turned metal lamp, 3D laser cut.  
It is formed by a circular element, rotates 360° and it is available  
in 2 sizes: diam. 35, 60 cm. The result is that of a luminous crown  
with a pleasant directable – non indirect light that illuminates the  
wall and is free of glaring effects.  
Depth ADA.

*Lampada tornita in metallo, tagliata a laser 3D. È  
formata da un elemento circolare, ruota a 360° ed è  
disponibile in 2 misure diam. 35, 60 cm.  
Il risultato è quello di una corona luminosa con una  
gradevole luce è direzionabile - non indiretta che  
illumina la parete ed è priva di effetti abbaglianti.  
Profondità ADA*



# LUNARDA

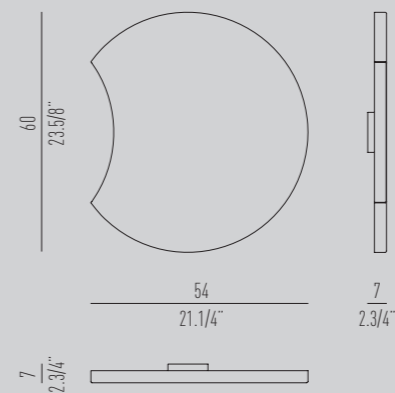
collection



**APPLIQUE 35**



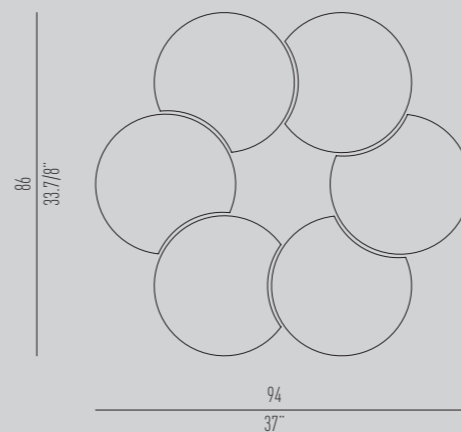
Lamp / 3 X G9 SUITABLE FOR LED LAMPS




**APPLIQUE 60**



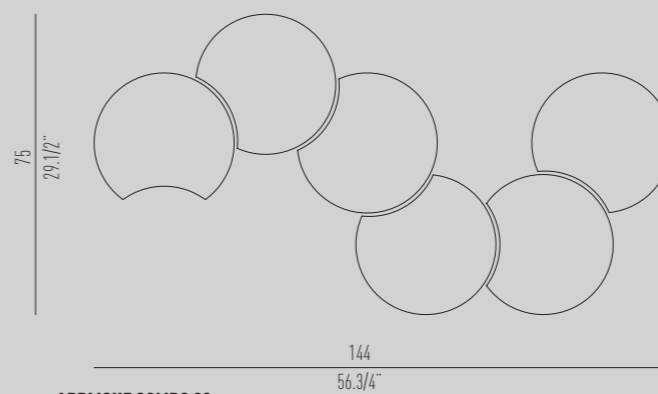
Lamp / 6 X G9 SUITABLE FOR LED LAMPS



**APPLIQUE COMPO 01**



**APPLIQUE COMPO 02**



**APPLIQUE COMPO 03**



**COLORS**

-  white 9010 / bianco 9010
-  matt gold / oro opaco
-  black 9005 / nero 9005

# MAPLE

*design | Brian Rasmussen*





A tree of light. The photo engraved leaves create a modular sculpture of decorative light. Shape and size are customizable – it's up to your own creativity!

*Un albero di luce. Le foglie foto incise creano una scultura modulare di luce decorativa.  
Forma e misura sono personalizzabili – scegli tu!*



**Ceiling**  
COMPO 85

**Dimensions**  
Ø85 H max 200 cm


**Diffuser**  
natural, gold, copper steel/  
acciaio naturale, oro e rame

**Structure**  
polished steel/  
acciaio lucido

\* Ceiling structure on request

\* *Struttura in acciaio su richiesta*





GOLD STEEL / ACCIAIO ORO

NATURAL STEEL / ACCIAIO NATURALE

MIX STEEL / ACCIAIO MIX

**Ceiling**  
COMPO 65

**Dimensions**  
Ø65 H max 200 cm

**Finishing**  
gold steel / acciaio oro  
natural steel / acciaio naturale  
mix steel / acciaio mix

**Structure**  
polished steel/ acciaio lucido

\* Ceiling structure on request

\* *Struttura in acciaio su richiesta*



Thanks to the modular structure of MAPLE there are no limits to the size and shape of the installation.  
Each leaf is hanging on another thus creating long chains.

*Grazie alla struttura modulare di MAPLE non ci sono limiti alle dimensioni e alla forma dell'installazione.  
Ogni foglia è appesa a un'altra creando così lunghe catene.*

**Ceiling**  
CUSTOM COMPO

**Dimensions**  
Ø200 H max 200 cm

**Diffuser**  
natural, gold, copper steel/  
acciaio naturale, oro e rame

**Suspension**  
SO 35

**Dimensions**  
Ø37 H 48 cm


**Diffuser**  
gold steel/  
acciaio oro

**Structure**  
chrome/  
cromo



The MAPLE SO 35 has a chromed metal structure upon which the photo engraved leaves are hung.


*MAPLE SO 35 ha una struttura in metallo cromato su cui sono appese le foglie in metallo foto incise.*



Private house - Estonia



The One Hotel - Astana Kazakhstan



Tarcin Forest Resort - Sarajevo Bosnia Herzegovina

Wall  
AP 25

Dimensions  
Ø27 DPT 7 cm

Diffuser  
natural steel/  
acciaio naturale

Structure  
chromed metal/  
metallo cromato

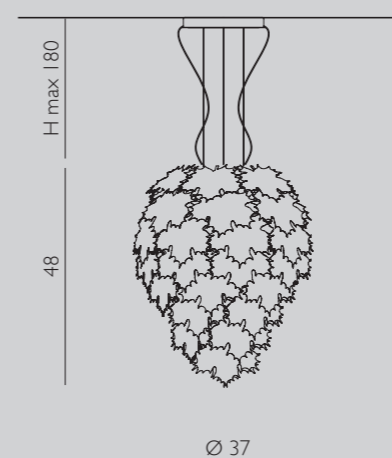


The wall sconce of the MAPLE collection is a flower of light creating an indirect light effect on the surrounding wall.

*L'applique della collezione MAPLE è un fiore che crea un effetto di luce sulla parete circostante.*

# MAPLE

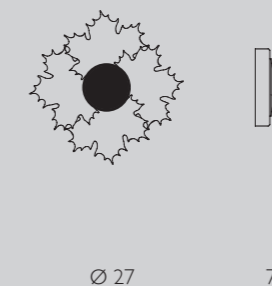
collection



SUSPENSION 35



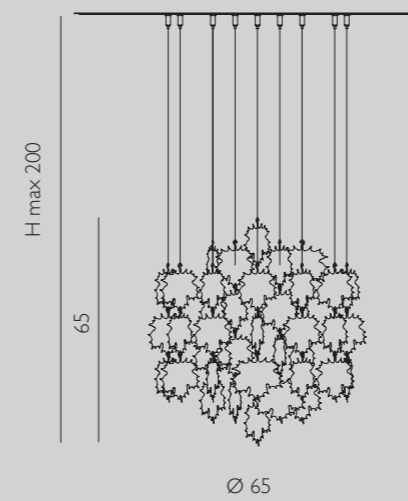
Lamp / 14.8W LED 3000°K



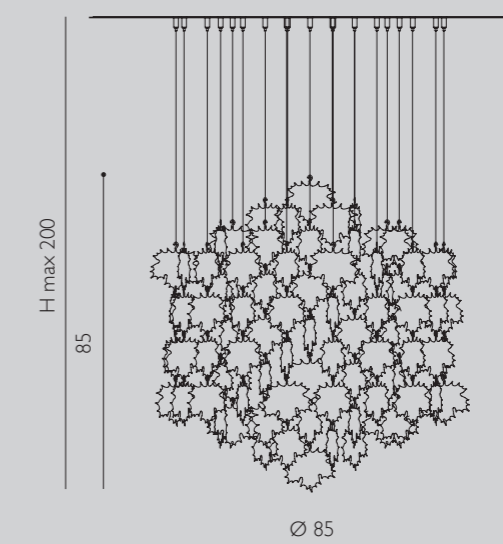
APPLIQUE 25



Lamp / 10W LED 220-240V  
3000°K



SUSPENSION 65 BASIC



SUSPENSION 85 BASIC



## LEAVES/FOGLIE



## MATERIAL

metal structure &  
crystal pendants

struttura in metallo e  
pendenti in cristallo



# MUSA

*design* | LAB



**A cluster of glass**

The combination of pleated fabric – rigadin glass gives an exclusive and elegant design.  
The collection includes all versions: Suspension, ceiling, wall, table and floor

*Un grappolo di vetro*

*La combinazione tessuto plissettato – vetro rigato ritorto dona un design esclusivo ed elegante.  
La collezione comprende tutte le versioni: Sospensione, soffitto, parete, tavolo e terra.*



Thanks to the anti-glare diffuser inside the ceiling version, the light spreads in a suffused way.

*Grazie al diffusore anti abbagliamento posizionato internamente, la luce si diffonde in maniera uniforme.*

#### Ceiling

PL 90

#### Dimensions

Ø90 H 46 cm

#### Diffuser

clear borosilicate glass/ trasparente vetro borosilicato

#### Lampshade

organza mocha/ organza moka



#### Wall

AP

#### Dimensions

Ø35 H 38 DPT19 cm

#### Diffuser

clear borosilicate glass/  
trasparente vetro borosilicato

#### Lampshade

organza mocha/  
organza moka

#### Structure

polished gold/  
oro lucido



**Bedside**  
CO

**Dimensions**  
Ø19 H 32 cm

**Diffuser**  
clear borosilicate glass/  
trasparente vetro borosilicato

**Lampshade**  
plissé ivory/  
plissé beige

**Structure**  
wrinkle mocha paint with chrome details/  
moka raggrinzante con particolari cromo



**Table**  
TA

**Dimensions**  
Ø45 H 60 cm

**Diffuser**  
clear borosilicate glass/  
trasparente vetro borosilicato

**Lampshade**  
plissé ivory/  
plissé beige

**Structure**  
**Structure**  
wrinkle mocha paint with chrome details/  
moka raggrinzante con particolari cromo



**Suspension**

SO 60

**Dimensions**

Ø60 H 50 cm

**Diffuser**

clear borosilicate glass/  
trasparente vetro borosilicato

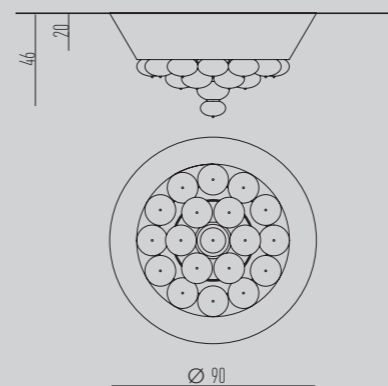
**Lampshade**

plissé ivory/  
plissé beige



# MUSA

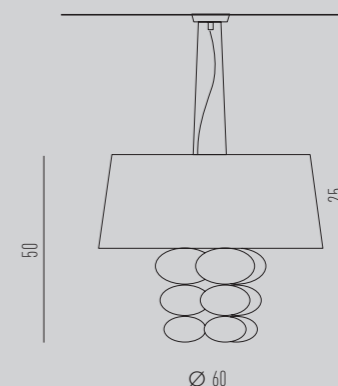
collection



**CEILING 90**



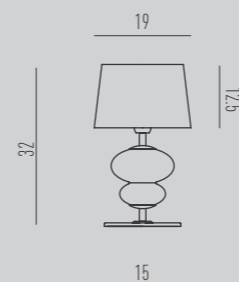
Lamp / **6 X E27 SUITABLE FOR LED LAMPS**



**SUSPENSION 60**



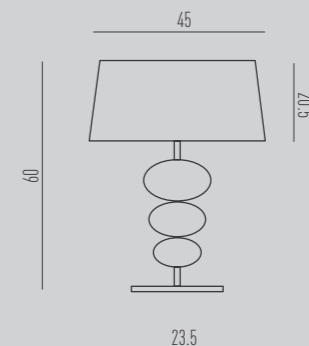
Lamp / **1 X E27 + 3 X E14 SUITABLE FOR LED LAMPS**



**BEDSIDE**



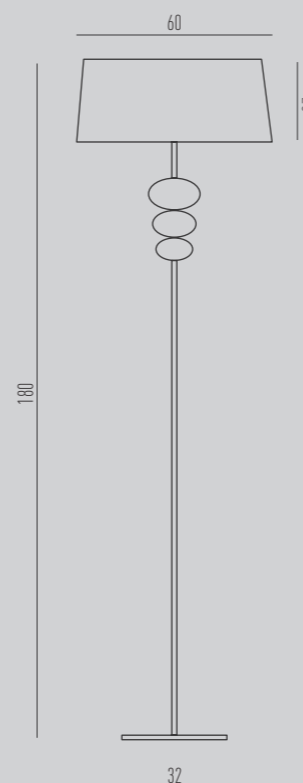
Lamp / **1 X E14 SUITABLE FOR LED LAMPS**



**TABLE**



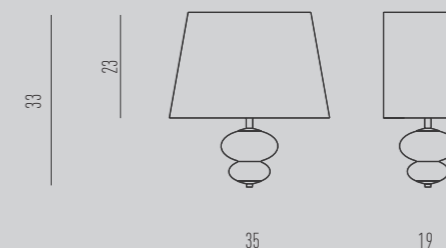
Lamp / **1 X E27 SUITABLE FOR LED LAMPS**



**FLOOR**



Lamp / **1 X E27 SUITABLE FOR LED LAMPS**



**APPLIQUE**




Lamp / **1 X E27 SUITABLE FOR LED LAMPS**

**MATERIAL**

Metal and lampshade in plissé  
Clear borosilicate glass  
Metallo e paralume in plissé  
Trasparente vetro borosilicato

**FABRIC/TESSUTO**







**Suspension**  
40/ 30/ 50

**Dimensions**  
Ø19 H 32 cm

**Diffuser**  
transparent glass/  
vetro trasparente

**Structure**  
brushed platinum/  
platino spazzolato



**Suspension**  
06

**Dimensions**  
Ø28 H 55 cm

**Diffuser**  
transparent,  
white glass & gold leaf/  
vetro trasparente,  
bianco e foglia d'oro

**Structure**  
brushed gold/  
oro spazzolato



**OH MY GLASS**

The OMG collection, acronym of Oh My Glass!, is a tribute to the beauty of moulded glass. A variety of shapes, sizes and finishes for a "symphony" of suspensions and ceiling fixtures. The colour variations in the glass, the finishes in the frame and in the forms make various combinations possible. The glass is available transparent or white. Structure: brushed platinum or gold. Ceiling canopy: brushed platinum or gold

**OH MY GLASS**

La collezione OMG, acronimo di Oh My Glass!, è un omaggio alla bellezza del vetro stampato. Una varietà di forme, misure e finiture per una "sinfonia" di sospensioni e plafoniere. Le varianti di colore nel vetro, delle finiture nella montatura e nelle forme rendono possibili varie combinazioni. Il vetro è disponibile in finitura trasparente o bianco. La montatura: oro o platino spazzolato. Rosone a soffitto: oro o platino spazzolato.

**Ceiling**

COMPO 5L  
S009/ PL03/ S016/ PL02/ S010

**Dimensions**

54x84 H max 120 cm

**Diffuser**

transparent, white glass & gold leaf/  
vetro trasparente, bianco e foglia d'oro

**Structure**

brushed gold/  
oro spazzolato

**Ceiling**

COMPO 3L  
S016/ S009/ PL03

**Dimensions**

54x84 H max 120 cm

**Diffuser**

transparent, white glass & gold leaf/  
vetro trasparente, bianco e foglia d'oro

**Structure**

brushed gold/  
oro spazzolato

**Suspension**

S070/ S040/ S080/ S050/ S060/ S030

**Dimensions**

-

**Diffuser**white glass/  
vetro bianco**Structure**brushed gold/  
oro spazzolato

The opal white glass emphasises the geometry and the shape of the lamp.

*Il vetro opalino mette in risalto la geometria e il disegno della lampada.*

**Ceiling**

PL04/ PL01/ PL03/ PL05/ PL02

**Dimensions**

-

**Diffuser**trasparente & white crystal/  
cristallo trasparente e bianco**Structure**brushed gold & platinum/  
oro e platino spazzolato

| The ceiling version composition: a true architecture of glass.

| *La composizione da soffitto: una vera architettura di vetro.*





30 Lamp / 1 X E27 SUITABLE FOR LED LAMPS



60 Lamp / 1 X E27 SUITABLE FOR LED LAMPS



40 Lamp / 1 X E27 SUITABLE FOR LED LAMPS



70 Lamp / 1 X E27 SUITABLE FOR LED LAMPS



50 Lamp / 1 X E27 SUITABLE FOR LED LAMPS



80 Lamp / 1 X E27 SUITABLE FOR LED LAMPS



01 Lamp / 1 X E27 SUITABLE FOR LED LAMPS



02 Lamp / 1 X E27 SUITABLE FOR LED LAMPS



03 Lamp / 1 X E27 SUITABLE FOR LED LAMPS



04 Lamp / 1 X E27 SUITABLE FOR LED LAMPS



05 Lamp / 1 X E27 SUITABLE FOR LED LAMPS



06

Lamp / 1 X E27 SUITABLE FOR LED LAMPS



11

Lamp / 1 X E27 SUITABLE FOR LED LAMPS



09

Lamp / 1 X E27 SUITABLE FOR LED LAMPS



14

Lamp / 1 X E27 + 1 X E14 SUITABLE FOR LED LAMPS



10

Lamp / 1 X E27 SUITABLE FOR LED LAMPS



15

Lamp / 1 X E27 + 1 X E14 SUITABLE FOR LED LAMPS



16

Lamp / 1 X E27 + 1 X E14 SUITABLE FOR LED LAMPS



21

Lamp / 1 X E27 + 2 X E14 SUITABLE FOR LED LAMPS



19

Lamp / 1 X E27 + 1 X E14 SUITABLE FOR LED LAMPS



24

Lamp / 1 X E27 + 2 X E14 SUITABLE FOR LED LAMPS




20

Lamp / 1 X E27 + 1 X E14 SUITABLE FOR LED LAMPS



25

Lamp / 1 X E27 + 2 X E14 SUITABLE FOR LED LAMPS



Multiple elements with relative canopies and accessories available on the catalyst.

Composizioni multiple con relativi rosoni e accessori consultabili sul catalyst.





# PLANA

*design | Mauro Marzollo*

**Ceiling**  
PL 65

**Dimensions**  
Ø65 H17 cm

**Diffuser**  
gold leaf/  
foglia d'oro



The curved glass discs reflect the light of the central bulb thus creating diffused and indirect lighting.  
The lamp is available in white or gold leaf finish.

*I dischi in vetro curvato riflettono la luce della sorgente centrale creando in questo modo un'illuminazione diffusa e indiretta.  
La lampada esiste nella finitura bianca o foglia oro.*

**Ceiling**  
PL 45

**Dimensions**  
Ø45 H16 cm

**Diffuser**  
white/  
bianco





**Ceiling**  
PL 65

**Dimensions**  
Ø65 H17 cm

**Diffuser**  
white/  
bianco

The PLANA collection is available as suspension and ceiling lamp with a diameter of 45 and 65 cm.

La collezione PLANA è disponibile nelle versioni sospensione e plafoniera dal diametro 45 e 65 cm.

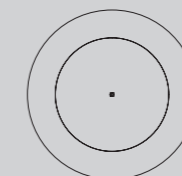
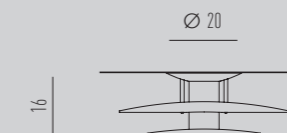
# PLANA

collection

## CEILING 45

F CE IP 20

Lamp / 1 X E27 SUITABLE  
FOR LED LAMPS

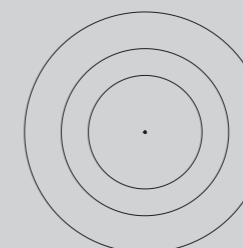
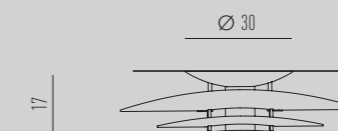


Ø 45

## CEILING 65

F CE IP 20

Lamp / 1 X E27 SUITABLE  
FOR LED LAMPS



Ø 65

### GLASS/VETRO



white  
/ bianco



gold leaf  
/ foglia oro



silver leaf  
/ foglia argento

### MATERIAL

Metal and glass plate  
Metallo e vetro in piastra

# POISON

*design | Lorenzo Bertocco*



**Ceiling**

PL 60

**Dimensions**

Ø60 H43 cm

**Diffuser**white opal glass/  
vetro bianco opalino**Detail**clear crystal/  
cristallo trasparente

An opal glass diffuser embellished with a transparent or golden rigadin glass detail.  
Available in the ceiling version in two sizes and in the wall version.

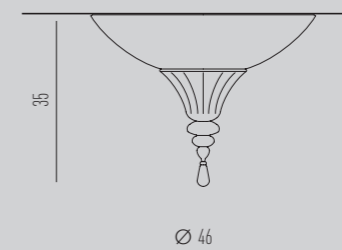
*Un diffusore in vetro opalino impreziosito dal finale in vetro rigadin trasparente o dorato. Disponibile nella versione plafoniera in due misure e nella versione da paret*

# POISON

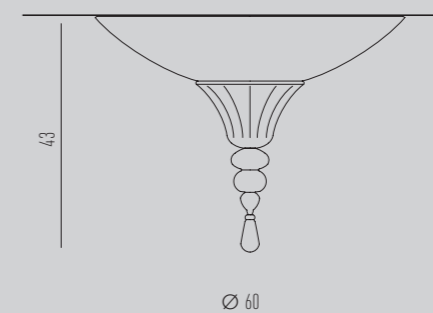
collection

**CEILING 45**

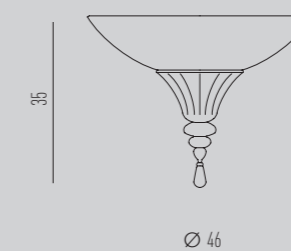




Lamp / 3 X E27 SUITABLE  
FOR LED LAMPS**CEILING 60**



Lamp / 3 X E27 SUITABLE  
FOR LED LAMPS**APPLIQUE**



Lamp / 1X E27 SUITABLE  
FOR LED LAMPS**DIFFUSER/DIFFUSORE**white opal glass  
/ vetro bianco opalino**DETAIL/DETTAGLIO**clear blown glass  
/ vetro soffiato trasparentegold blown glass  
/ vetro soffiato oro**MATERIAL**Metal and blown glass  
Metallo e vetro soffiato



**Suspension**

SO 80

**Dimensions**

Ø80 H 5 cm

**Structure**matt white RAL 9010/  
bianco opaco RAL 9010

A continuous circle of light. The upper and lower diffusers in PMMA are completely without any fixing elements which allows the light emission to be perfectly continuous. This is possible thanks to an innovative construction of the section of the lamp which unites the two sides through an internal metal bracket. The same bracket supports the light source allowing a double light emission.

*Un cerchio continuo di luce  
I diffusori, inferiore e superiore, sono in PMMA opalino. Il flusso luminoso continuo è ottenuto grazie all'assenza di elementi di fissaggio e ad una costruzione innovativa del profilo della lampada che unisce le due pareti in metallo attraverso una staffa anch'essa in metallo. La stessa staffa, poi, sostiene la sorgente luminosa con emissione sia verso l'alto che verso il basso*



**Suspension**  
SO 80/ SO 120

**Dimensions**  
Ø80/ Ø120 H 5 cm

**Structure**  
brushed gold/  
oro spazzolato

BI-emission lighting.

The constructive principle of the lamp allows a double light emission.

This detail makes the product capable of illuminating the surrounding space with a 360 degrees light. The upper and lower light emission are equal both for what concerns quantity and colour giving a completely homogeneous effect.

*BI-emissione luminosa.*

*Il principio costruttivo delle lampade rende possibile una doppia emissione luminosa: in tal modo l'ambiente circostante viene illuminato a 360 gradi.*

*Inoltre, la luce orientata verso l'alto e verso il basso è uguale sia per quantità che per colore al fine di rendere il flusso di luce completamente omogeneo.*



**Suspension**  
SO 80/ SO 120

**Dimensions**  
Ø80/ Ø120 H 5 cm

**Structure**  
brushed bronze/  
bronzo spazzolato





Vox Cinema - Doha

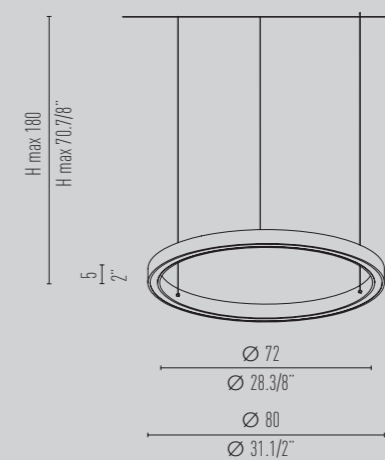
# RING

collection

## SUSPENSION 80

F CE IP 20

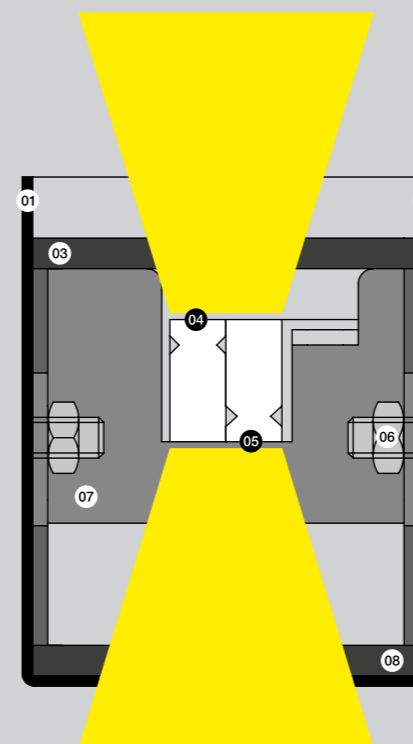
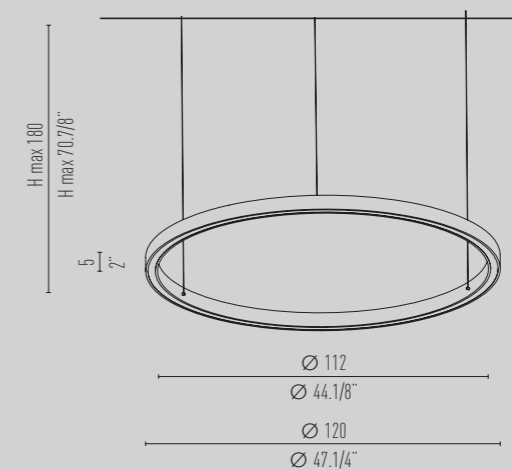
Lamp / 78W LED 3000°K LM 8270



## SUSPENSION 120

F CE IP 20

Lamp / 118W LED 3000°K LM 12510



**01 Metal profile 01.**  
Profilo 01 in metallo.

**02 Metal profile 02.**  
Profilo 02 in metallo.

**03 Upper white PMMA diffuser.**  
Diffusore superiore in PMMA bianco.

**04 Light source - Strip LED.**  
**Light emission UP.**  
Sorgente luminosa - Strip LED.  
Emissione luminosa verso l'alto.

**05 Light source - Strip LED.**  
**Light emission DOWN.**  
Sorgente luminosa - Strip LED.  
Emissione luminosa verso il basso.

**06 Mechanical fixing of the metal bracket.**  
Fissaggio meccanico della staffa in metallo.

**07 Metal bracket: Strip LED support / union of profile 01 & 02.**  
Staffa in metallo: supporto strip LED / unione profilo 01 & profilo 02.


**08 Lower white PMMA diffuser.**  
Diffusore inferiore in PMMA bianco.

## MATERIAL

metal and PMMA  
metallo e PMMA

## METAL/METALLO

 brushed gold  
/ oro spazzolato

 brushed bronze  
/ bronzo spazzolato

 black  
/ nero RAL 9005

 white RAL 9010  
/ bianco RAL 9010

# SAT LIGHT

*design | Lorenzo Bertocco*



**Suspension**

S0

**Dimensions**

Ø20 H 67 cm

**Diffuser**opal white glass/  
vetro bianco opalino**Structure**brushed gold/  
oro spazzolato**Ceiling**

PL

**Dimensions**

Ø20 H 70 cm

**Diffuser**opal white glass/  
vetro bianco opalino**Structure**brushed gold/  
oro spazzolato**Ceiling**

PL

**Dimensions**

Ø20 H 70 cm

**Diffuser**opal white glass/  
vetro bianco opalino**Structure**brushed platinum/  
platino spazzolato

Ceiling lamp with three frosted white blown glass spheres. Structure in brushed platinum and brushed gold. Each sphere contains a G9 light bulb creating a diffused light emission. Furthermore the vertical stem contains a LED downlight spot. Double light emission. Ceiling canopy: ceiling box white, cover disc in color

*Plafoniera con tre sfere in vetro soffiato bianco acidato. Montatura in platino spazzolato e oro spazzolato. Illuminazione diffusa con 3 lampadine G9 inserite nelle sfere e una sorgente LED diretta verso il basso inserita nell'asta centrale. Doppia accensione. Rosone: scatola a soffitto bianco, disco di copertura in tinta*



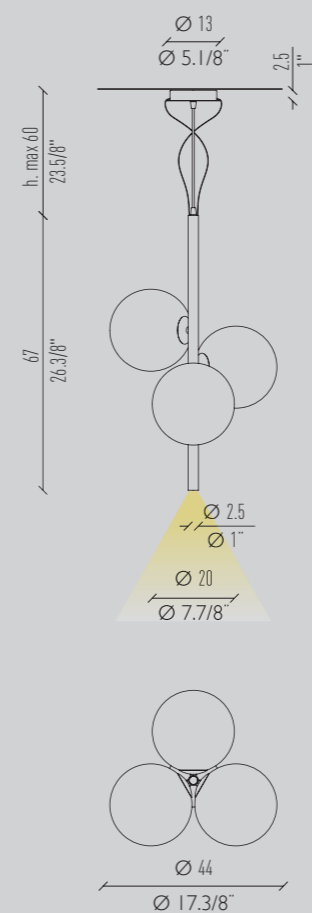
# SAT LIGHT

collection

## CEILING



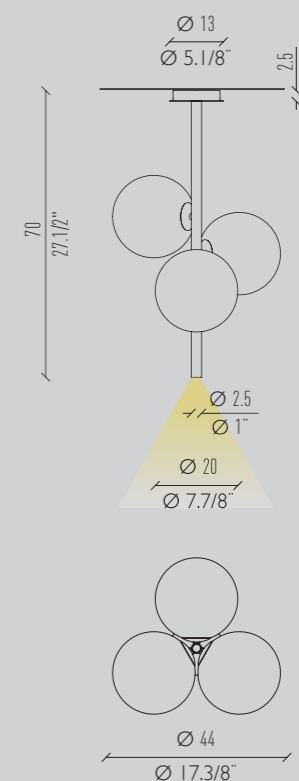
Lamp / 3 X E14 230V SUITABLE FOR LED LAMPS  
+ 1 X LED 350MA 3.15W 3000K 410 LM



## CEILING



Lamp / 3 X E14 230V SUITABLE FOR LED LAMPS  
+ 1 X LED 350MA 3.15W 3000K 410 LM



### STRUCTURE / MONTATURA

-  brushed platinum / platino spazzolato
-  brushed gold / oro spazzolato

### GLASS / VETRO

-  white / bianco

### MATERIAL

metal and glass  
metallo e vetro

# STAR LIGHT

*design | Alessandro Lenarda*




**Ceiling**  
S009**Dimensions**  
Ø60 H max 175 cm**Diffuser**  
striped clear  
borosilicate glass/  
rigato trasparente vetro  
borosilicato**Structure**  
platinum finish/  
finitura platino

Suspension lamp composed by a borosilicate glass tube with a sandblasted PMMA tube inside. Structure in aluminium. Finish in gold or platinum. The white canopy of 3L & 9L versions has a LED light source in its centre. Double ignition.

*Sospensione in vetro borosilicato rigato con tubo PMMA sabbato al suo interno. Montatura in alluminio con finitura platino o oro. Nelle sospensioni a 3 luci e 9 luci è inserita al centro una luce a LED. Doppia accensione. Rosone a soffitto bianco.*

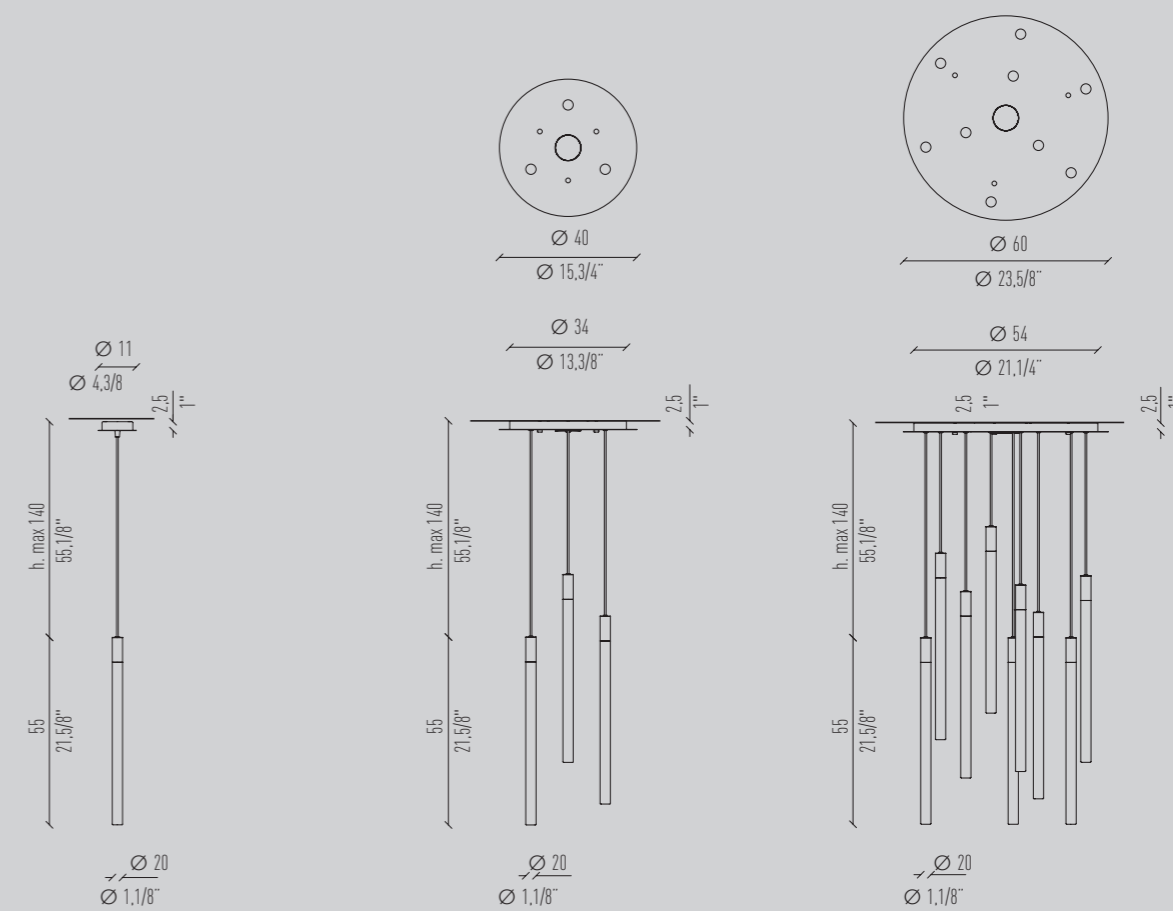
**Suspension**  
S001**Dimensions**  
Ø3 H 55 cm**Diffuser**  
striped clear  
borosilicate glass/  
rigato trasparente vetro  
borosilicato**Structure**  
gold finish/  
finitura oro



Hamad Hospital – Doha  
custom composition

# STAR LIGHT

collection



**SUSPENSION 1**



Lamp / 1X LED 350mA 3.15W 3000K 410lm

**SUSPENSION 3**





Lamp / 3X LED 350mA 3.15W 3000K 410lm  
1X GX53 LED 9,5W 230V 3000K 760lm

**SUSPENSION 9**



Lamp / 9X LED 350mA 3.15W 3000K 410lm  
1X GX53 LED 9,5W 230V 3000K 760lm

**STRUCTURE / MONTATURA**

-  platinum / platino
-  gold / oro

**GLASS / VETRO**

-  clear borosilicate glass / vetro borosilicato trasparente

**MATERIAL**

metal and glass  
metallo e vetro





Modular chandelier.  
Chromed or gold-plated metal structure  
with central diffuser  
composed of drops in brilliant crystal.  
Decorative elements in twisted rigadin  
glass in three sizes giving the possibility  
to create different shapes and sizes  
suitable for wide spaces.

*Struttura in metallo cromato o  
d'orato con diffusore centrale  
composto da calate in cristallo  
brillante.  
Elementi decorativi in vetro  
rigadin ritorto in tre misure che  
danno la possibilità di creare  
diverse forme e misure adatte  
anche ad ampi spazi.*



**Suspension**  
SO COMPO 5

**Dimensions**  
Ø200 H 235 cm

**Diffuser**  
cognac glass, gold  
PMMA/  
cognac vetro, oro  
PMMA

**Structure**  
polished gold/  
oro lucido

**Suspension**  
SO COMPO 3

**Dimensions**  
Ø200 H 168 cm

**Diffuser**  
cognac glass,  
clear PMMA/  
vetro cognac,  
trasparente PMMA

**Structure**  
polished gold/  
oro lucido



The contrast between the cognac coloured glass and the transparent flower creates an elegant and contemporary chandelier.

*Il contrasto tra il colore cognac del vetro e il fiore trasparente crea un lampadario elegante e contemporaneo.*





The modulare structure of the TIVOLI collection allows you to create compositions in a variety of dimensions.

*La struttura modulare della collezione TIVOLI permette di creare una varietà di composizioni di diverse misure.*

**Ceiling**  
PL COMPO 2  
dimensions  
Ø200 H 103 cm

**Diffuser**  
clear glass,  
clear PMMA/  
vetro trasparente,  
trasparente PMMA

**Structure**  
chromed metal/  
metallo cromato





**Wall**  
AP

**Dimensions**  
Ø60 H 25 DPT 30 cm

**Diffuser**  
clear glass,  
clear PMMA/  
vetro trasparente,  
trasparente PMMA

**Structure**  
polished gold/  
oro lucido

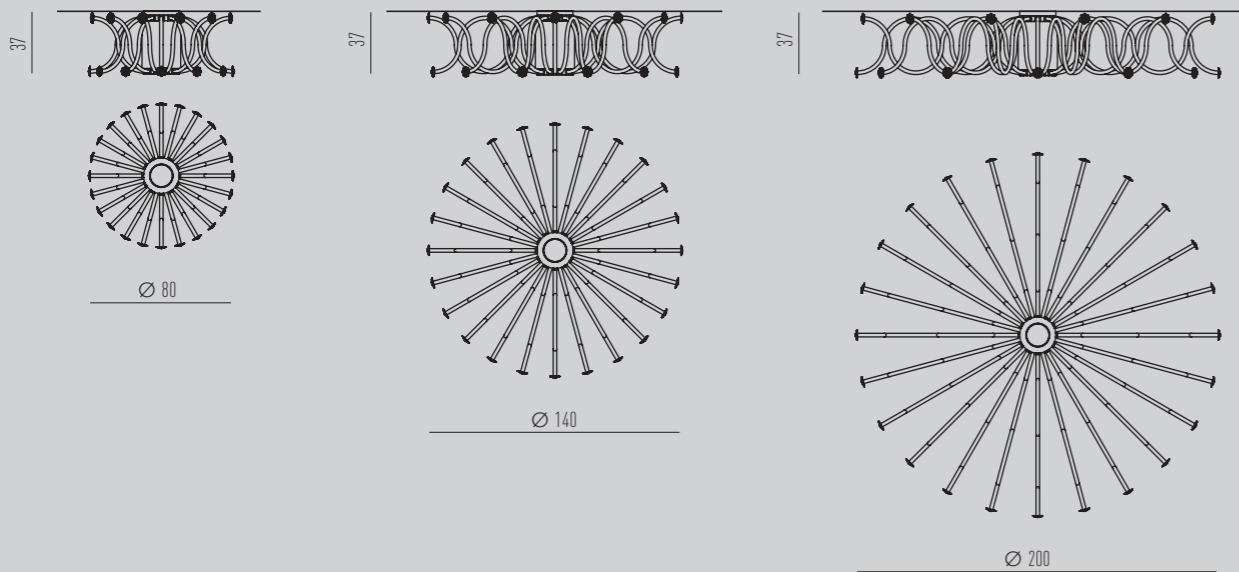


Luxury Moscow apartment.



Antique Bar, Split, Croatia.





**CEILING 80**



Lamp / 3 X E27 SUITABLE FOR LED LAMPS  
+ 1 X 15W LED 3000°K

**CEILING 140**

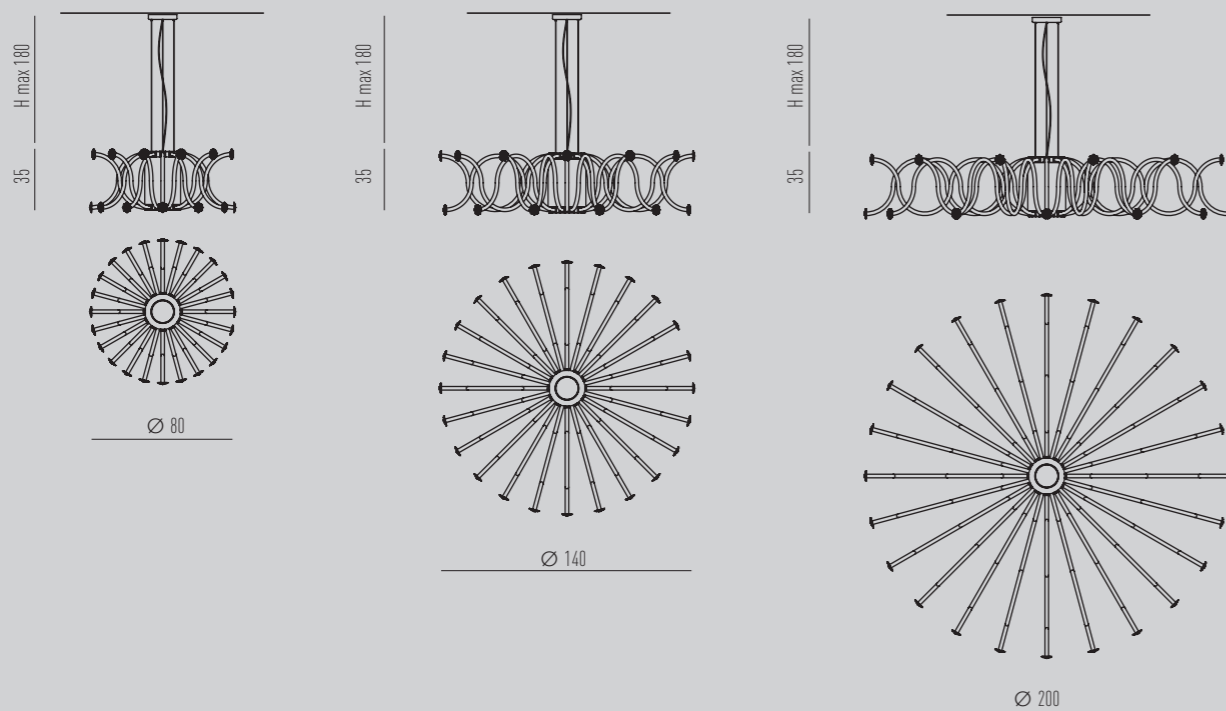


Lamp / 3 X E27 SUITABLE FOR LED LAMPS  
+ 1 X 15W LED 3000°K

**CEILING 200**



Lamp / 3 X E27 SUITABLE FOR LED LAMPS  
+ 1 X 15W LED 3000°K



**SUSPENSION 80**



Lamp / 3 X E27 SUITABLE FOR LED LAMPS  
+ 1 X 15W LED 3000°K

**SUSPENSION 140**



Lamp / 3 X E27 SUITABLE FOR LED LAMPS  
+ 1 X 15W LED 3000°K

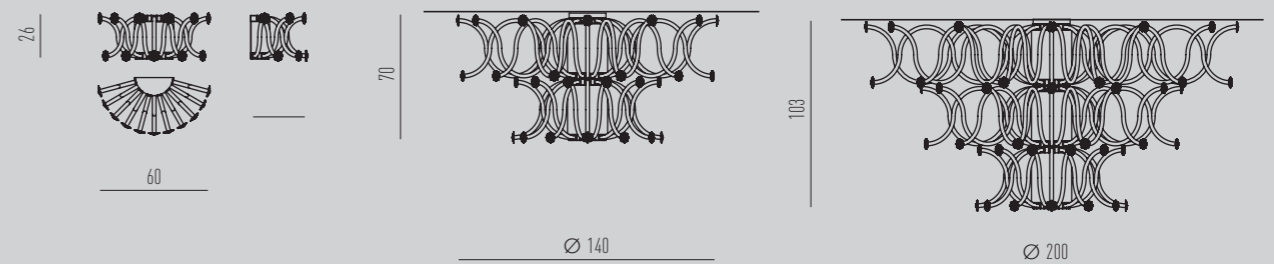
**SUSPENSION 200**



Lamp / 3 X E27 SUITABLE FOR LED LAMPS  
+ 1 X 15W LED 3000°K

# TIVOLI

collection



**APPLIQUE**



Lamp / 2 X E27 SUITABLE FOR LED LAMPS

**CEILING COMPO 1**

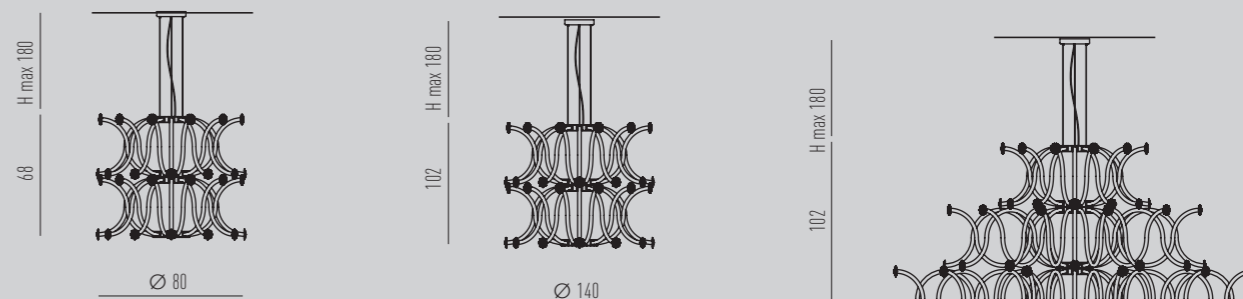


Lamp / 6 X E27 SUITABLE FOR LED LAMPS  
+ 1 X 15W LED 3000°K

**CEILING COMPO 2**



Lamp / 9 X E27 SUITABLE FOR LED LAMPS  
+ 1 X 15W LED 3000°K



**SUSPENSION COMPO 1**



Lamp / 6 X E27 SUITABLE FOR LED LAMPS  
+ 1 X 15W LED 3000°K

**SUSPENSION COMPO 2**

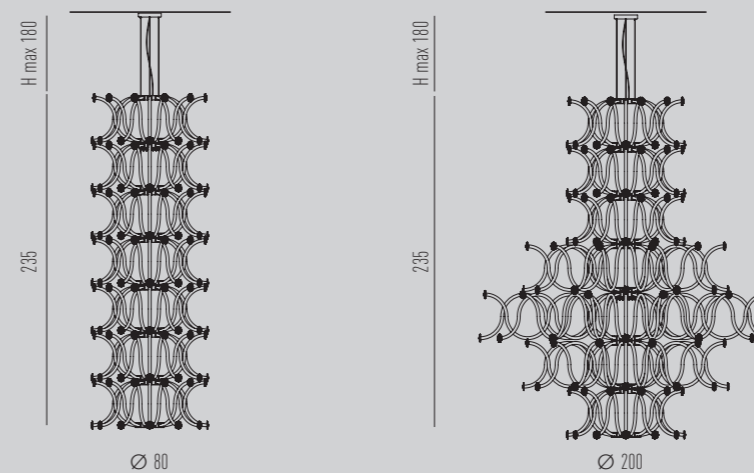


Lamp / 6 X E27 SUITABLE FOR LED LAMPS  
+ 1 X 15W LED 3000°K

**SUSPENSION COMPO 3**



Lamp / 15 X E27 SUITABLE FOR LED LAMPS  
+ 1 X 15W LED 3000°K



**SUSPENSION COMPO 4**



Lamp / 21 X E27 SUITABLE FOR LED LAMPS  
+ 1 X 15W LED 3000°K

**SUSPENSION COMPO 5**



Lamp / 21 X E27 SUITABLE FOR LED LAMPS  
+ 1 X 15W LED 3000°K

**METAL STRUCTURE /STRUTTURA IN METALLO**



polished gold / oro lucido



polished chrome / cromo lucido

**GLASS ARMS/ BRACCI IN VETRO**



clear / trasparente



cognac

**PMMA FLOWERS/ FIORI IN PMMA**



clear / trasparente



gold / oro

## VENEZIA

*design | Diego Chilo*

an **ARCHITECTURE** of LIGHT.

**Suspension**

18L HORIZONTAL

**Dimensions**

L239 W56 H48 cm

**Diffuser**colored glass/  
vetri colorati**Structure**chromed metal/  
metallo cromato**A homage to the city of the excellence of blown glass.**

Each element represents an area (sestiere) of Venice.

The glass **SAN MARCO** naturally relates to the heart of the city, and its richness is expressed through the extraordinary Balloton technique (\*).

The glass **GIUDECCA** is the tallest and thinnest element, just as the island of Giudecca itself, which stands out for its long shape.

In this way all the glasses have their own particularity that reflects the urban complexity of this unique city.

(\* ) Balloton engraving: based on the use of a metal mould containing pyramidal studs having a square base inside it, which give a criss-cross embossed effect upon blowing.

**Un omaggio alla città del vetro soffiato d'eccellenza.**

Ogni elemento rappresenta un sestiere di Venezia.

Il vetro **SAN MARCO** si relaziona naturalmente al cuore della città e questa sua ricchezza viene trasmessa attraverso la lavorazione in Balloton (\*). Il vetro **GIUDECCA** è il vetro più alto e stretto, proprio come l'isola della Giudecca, che si distingue per la sua forma longitudinale.

In questo modo tutti i vetri hanno un loro particolarità che rispecchia la complessità urbana di questa città unica.

(\* ) Balloton: Tecnica usata per ottenere un particolare effetto ottico, si basa sull'uso di uno stampo in metallo contenente all'interno delle punte a piccola piramide a base quadrata che, nella soffiatura, danno un effetto di rilievo incrociato.



**Suspension**  
18L VERTICAL

**Dimensions**  
Ø68 H163 cm

**Diffuser**  
colored glass/  
vetri colorati

**Structure**  
polished gold/  
oro lucido







**Suspension**  
6L VERTICAL

**Dimensions**  
Ø68 H63 cm

**Diffuser**  
transparent glass/  
vetri trasparenti

**Structure**  
polished gold/  
oro lucido





Custom composition with metalized finishing: gold, chrome and copper: the reflections of the brilliant surface enrich the surrounding space – available on demand

*Composizione personalizzata con vetri in finitura metallizzata oro, cromo e rame: i riflessi della superficie brillante arricchiscono l'ambiente circostante – disponibile su richiesta*



**Wall**  
A - GIUDECCA

**Dimensions**  
Ø13 H 30 cm

**Diffuser**  
fumè glass/ vetro fumè

**Structure**  
polished gold/ oro  
lucido



**Wall**  
B - CANNAREGIO

**Dimensions**  
Ø22 H 25 cm

**Diffuser**  
pink glass/ vetro rosa

**Structure**  
polished gold/ oro  
lucido



**Wall**  
C - SANTA CROCE

**Dimensions**  
Ø28 H 20 cm

**Diffuser**  
green glass/ vetro  
verde

**Structure**  
polished gold/ oro  
lucido



**Wall**  
D - CASTELLO

**Dimensions**  
Ø18 H 25 cm

**Diffuser**  
amber glass/ vetro  
ambra

**Structure**  
polished gold/ oro  
lucido




**Wall**  
E - SAN MARCO

**Dimensions**  
Ø28 H 17 cm

**Diffuser**  
violet glass vetro viola

**Structure**  
polished gold/ oro  
lucido



**Wall**  
F - DORSODURO

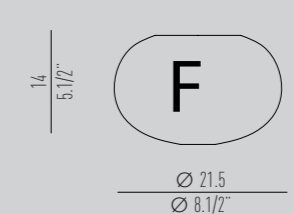
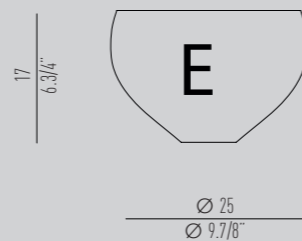
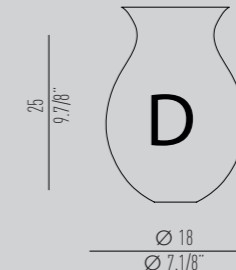
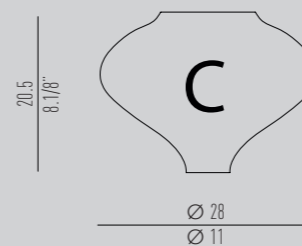
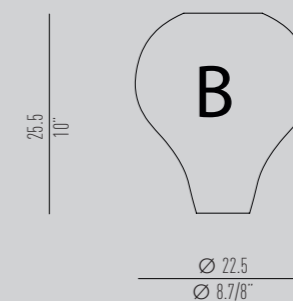
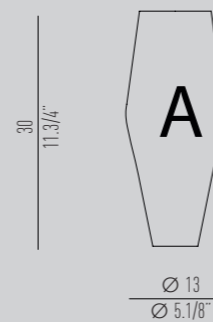
**Dimensions**  
Ø21 H 14 cm

**Diffuser**  
blue glass/ vetro blu

**Structure**  
polished gold/ oro  
lucido

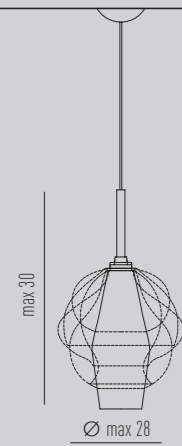
# VENEZIA

collection



## COLOURS, SHAPES, glass & light

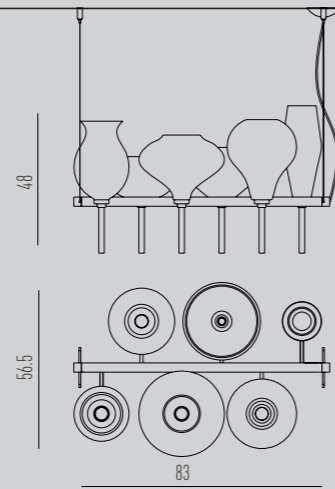
Multiple elements with relative canopies and accessories available on the catalog.  
Composizioni multiple con relativi rosoni e accessori  
consultabili sul catalog.



**SUSPENSION 1L**

F CE IP 20

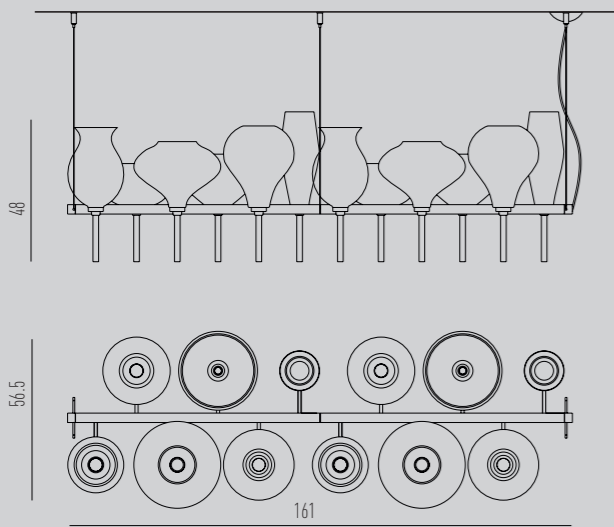
Lamp / 1 X E27 SUITABLE FOR LED LAMPS



**SUSPENSION 6L HORIZONTAL**

F CE IP 20

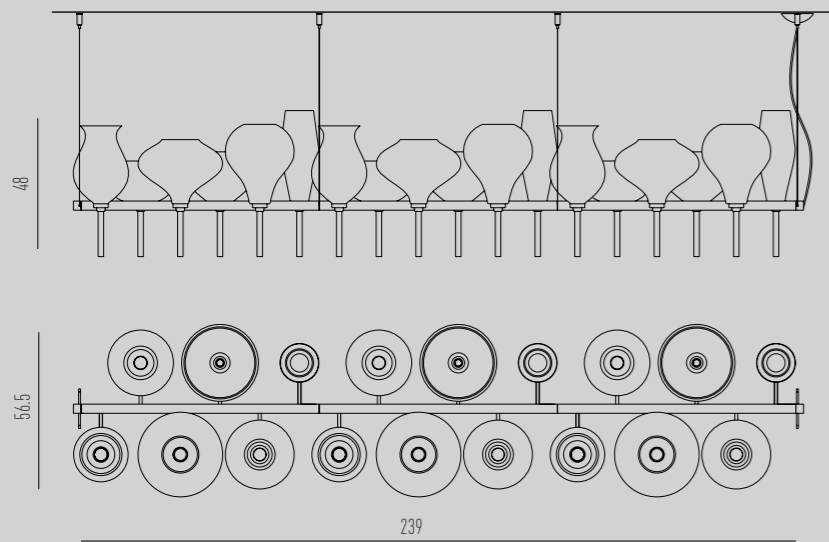
Lamp / 6 X E27 SUITABLE FOR LED LAMPS



**SUSPENSION 12L HORIZONTAL**

F CE IP 20

Lamp / 12 X E27 SUITABLE FOR LED LAMPS

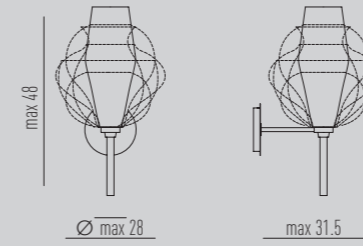


**SUSPENSION 18L HORIZONTAL**

F CE IP 20

Lamp / 18 X E27 SUITABLE FOR LED LAMPS

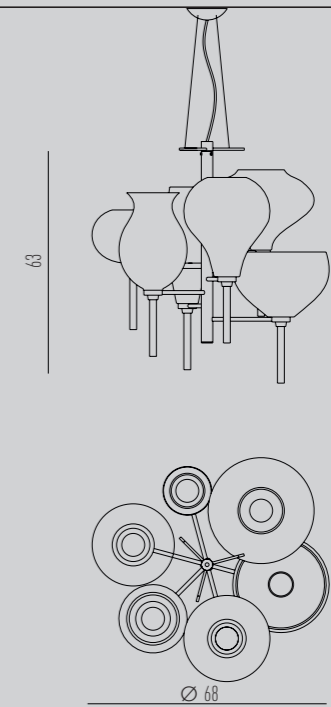
**VENEZIA**  
collection



**APPLIQUE**

F CE IP 20

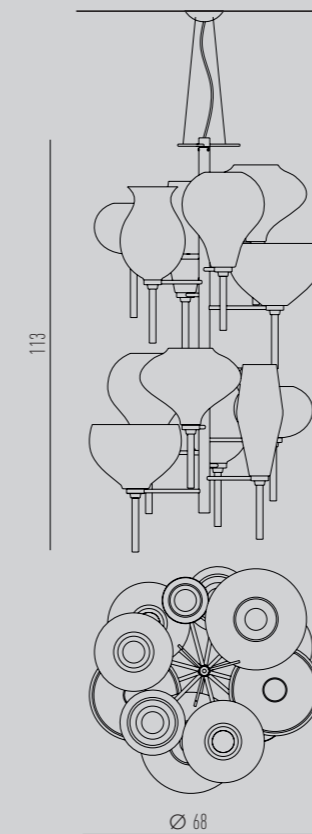
Lamp / 1 X E27 SUITABLE FOR LED LAMPS



**SUSPENSION 6L VERTICAL**

F CE IP 20

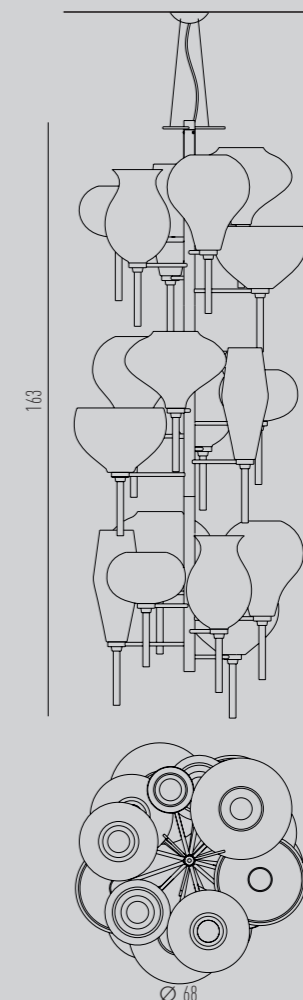
Lamp / 6 X E27 SUITABLE FOR LED LAMPS



**SUSPENSION 66L VERTICAL**

F CE IP 20

Lamp / 12 X E27 SUITABLE FOR LED LAMPS



**SUSPENSION 666L VERTICAL**


F CE IP 20

Lamp / 18 X E27 SUITABLE FOR LED LAMPS


**METAL/METALLO**




**METALS /METALLI**




brushed gold  
/ oro spazzolato



brushed platinum  
/ platino spazzolato




brushed burnished  
/ brunito spazzolato




black RAL 9005  
/ nero RAL 9005




brushed bronze  
/ bronzo spazzolato



bronze  
/ bronzo




matt gold  
/ oro opaco




white RAL 9010  
/ bianco RAL 9010




mocha  
/ moka



gold finish  
/ finitura oro



platinum finish  
/ finitura platino



dove RAL 1019  
/ tortora 1019

**FABRICS/TESSUTI**

Italshade



white  
/ bianco



dove  
/ tortora




brown  
/ marrone




bordeaux

**GALVANIC**



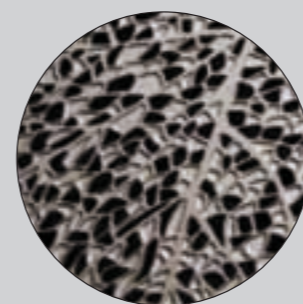
polished gold  
/ oro lucido



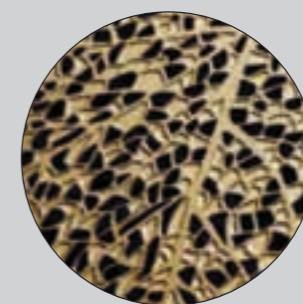
polished chrome  
/ cromo lucido

**PHOTO ENGRAVED STEEL /ACCIAIO FOTOINCISO**

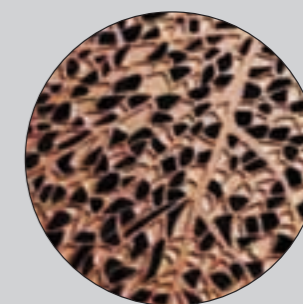
Maple



natural steel  
/ acciaio naturale



gold steel  
/ acciaio oro



copper steel  
/ acciaio rame

**PLISSÈ**


Dasy, Musa




white  
/ bianco



ivory  
/ avorio



black  
/ nero  
only Dasy



mocha  
/ moka  
only Musa



**LIGHT4** srl viale dell'industria, 2A - 31055 quinto di treviso (tv) - italia  
t. +39 0422 378122 - t. +39 0422 475009 - f +39 0422 370409  
[www.light4.it](http://www.light4.it) - [info@light4.it](mailto:info@light4.it)